



WELCOME!

Let's Play Money
Preschool/Kindergarten (PK)

The Let's Play Money printable packet is designed to inspire kids' interest in financial literacy, build money knowledge and habits, and serve as a tool to spark conversations about financial topics.

Each grade-level packet is full of skill-building games, puzzles, and other interactive activities based on financial literacy standards set forth by the National Financial Educators Council, the Washington State Financial Literacy Standards, and the National Content Standards for Entrepreneurship Education.

Learning about money fosters literacy (financial literacy is tied directly to strong reading literacy), numeracy (working with numbers), and sound practices (forming good habits, planning, and strategizing). To that end, each packet offers integrated opportunities to build reading and math skills while developing financial competencies.

According to the National Financial Educators Council, kids' financial habits are set by ages 7-9. It's never too soon to talk to kids about money, and the Let's Play Money packets are here to help you start those conversations with your kids. Now is the time!

Congratulations on taking this important step!

Mara Williams

Author - The Little Books Of Big Business
Certified Financial Literacy Educator



Don't forget to follow me & check out additional resources on my [YouTube channel!](#)





THANK YOU FOR YOUR ORDER!

This is the August **Let's Play Money printable packet for **Preschool/Kindergarten (PK)**.**

GET STARTED

- Set up a regular schedule for Let's Play Money to build regular engagement.
- Print the Let's Play Money pages.
- Share the entire packet or offer individual pages for your kid to complete.
- Build opportunities to engage in real-life, money-oriented activities and conversations during the month.
- Go over your kid's work with them and check the answer key at the end of the packet.

C O N T E N T S

1	Welcome Page
2	Table of Contents
3-4	Money Stories & Activities
5	Numbers Page
6	Trace & Color
7-8	Life Activity Pages
9	Money Math
10	Cash Corner
11	Pop-up Stand
12-14	Business Story & Exercises
15	Reading Log
16	Instructional Information & Answer Page


Supplies Needed



LET'S PLAY MONEY

LAST CALL FOR SUMMER!

The summer sun is still shining, and it's the perfect time to have some fun before school starts!




August is the perfect month to run through the sprinkler, enjoy a picnic lunch outside, and start a lemonade stand. Selling lemonade is a great way to learn about money and make new friends!



GET READY FOR SCHOOL


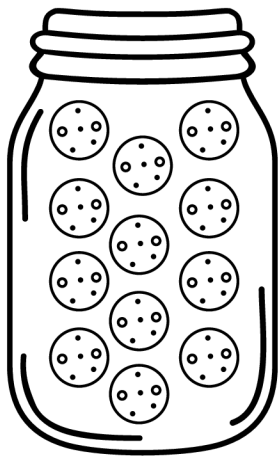

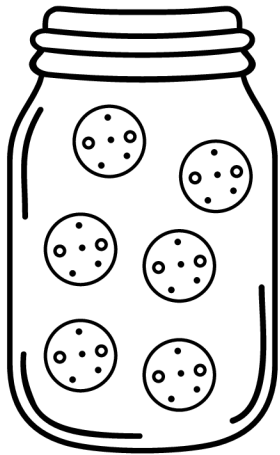
Soon, it will be time to go back to school. August is the time to get ready. Most kids need a lunch box and a water bottle.



Kids might also need a backpack to take supplies back and forth to school. Make a list of what you need early. Watch for those items to be on sale so you can save money when you buy them.

Count the Cookies


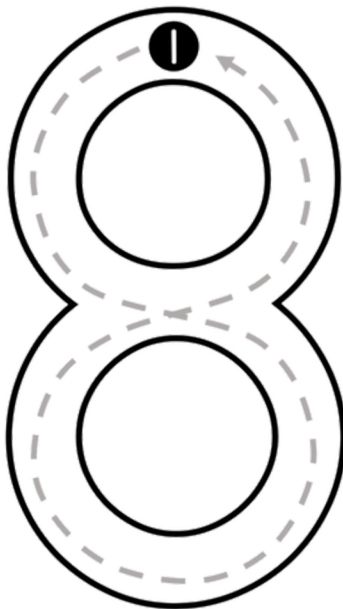

Count the cookies in each jar.




Trace the numbers.



NUMBERS PAGE



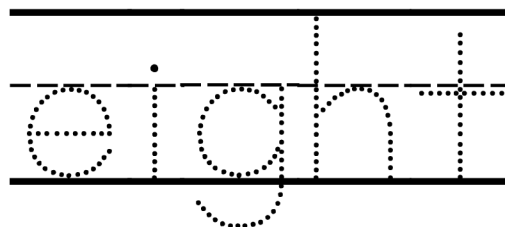
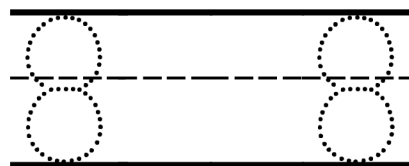
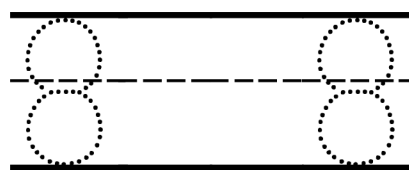
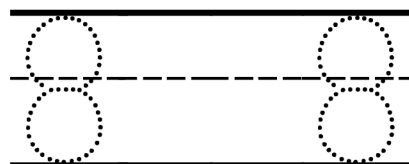
Join the numbers!



Color all the boxes with the number 8


8	8	8
1	3	4
8	7	7
3	8	4

Trace



TRACE & COLOR

Trace along the dotted lines and then color the picture.



LIFE ACTIVITY



Ready For School

What kinds of things do you need to be ready for school? Color the items below and circle the things you need.

Needs = Things we require because they are essential or important

Wants = Things we desire or wish to have or possess

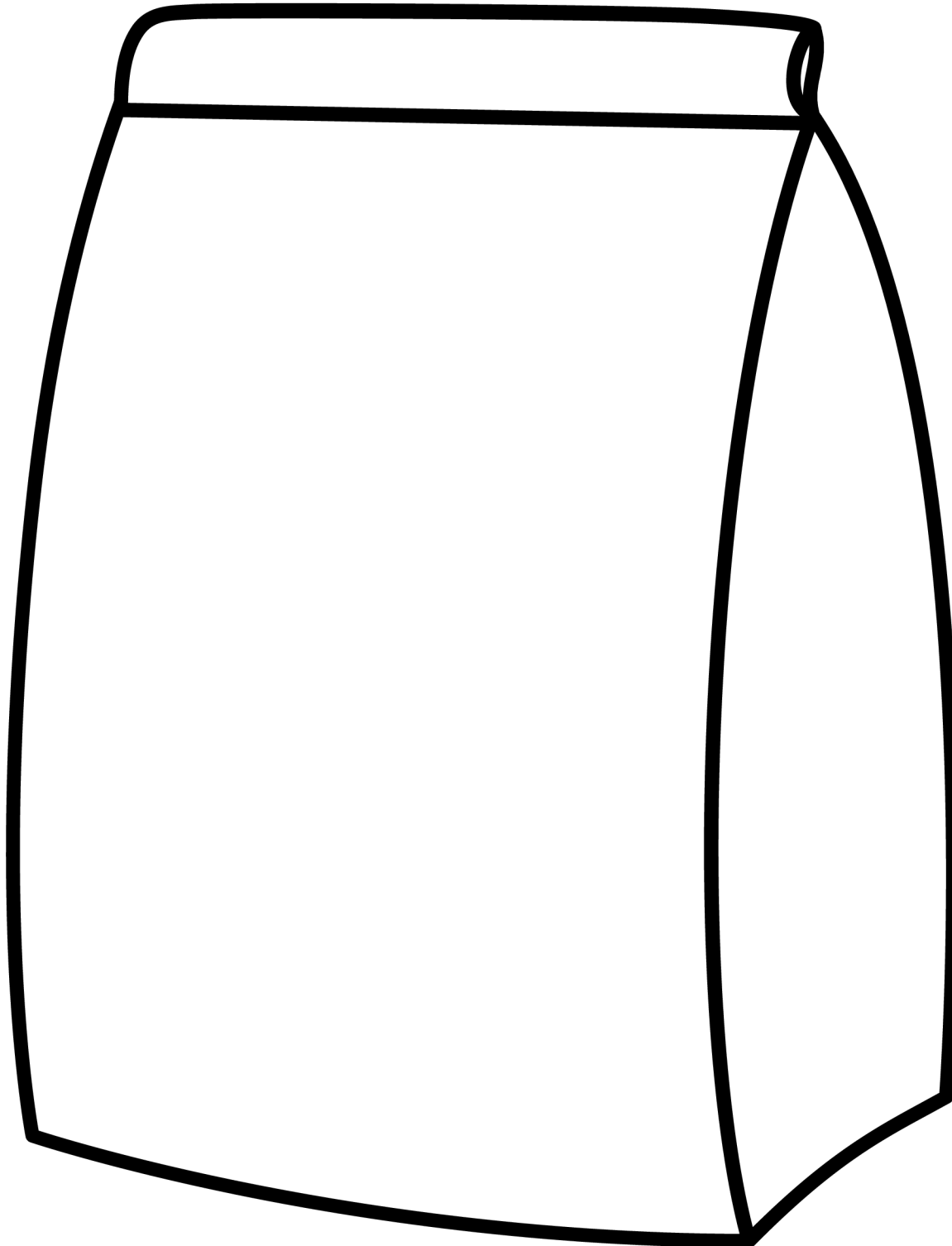


LIFE ACTIVITY



Plan Your Lunch

A healthy lunch gives you energy to learn. Draw a picture of healthy items that you can take in a lunch bag or box.




MONEY MATH

Color the coins and cash.



Quarter = Blue





One Dollar = Green



Dime = Yellow








Nickel = Orange



CASH CORNER

Color and cut the cash.
Use the cash on the next page for a pretend Pop-up Stand.



POP-UP STAND

Start a Pop-up Stand. Color and cut out the products on this page and sell them in your stand. Decide how much each item costs. Make more products by printing extra pages or designing your own. Give some money to your customer to spend. (Use the cash on the previous page.) Keep some money in an envelope or cash register to give back change.

LEMONADE STAND



BUSINESS STORY



Original Story by Mara Williams
“Emma and Cat’s Lemonade Stand”

Emma went to play at Cat's house. They made brownies in the kitchen. The brownies were hot, so they had to wait for them to cool.

Cat had an idea. "Let's make lemonade!"



Emma agreed. "Yes, let's have a lemonade stand!"

They found a big pitcher and lemonade mix. Emma poured water into the pitcher. Cat mixed the lemonade. They put it in the fridge to get cold.

Next, they got a small table. They put a yellow cloth on it. Cat brought the lemonade and cups. Emma brought the brownies.

They made a sign. "Lemonade: \$1. Brownie: \$2."

Neighbors walked by. They bought lemonade and brownies. By the end of the day, the girls had sold ten cups of lemonade and twelve brownies.

Emma and Cat had so much fun!

BUSINESS EXERCISE



Color The Lemonade

Color the pitcher of lemonade.

Bonus: Make a batch of lemonade with an adult. List the ingredients you use.



BUSINESS EXERCISE



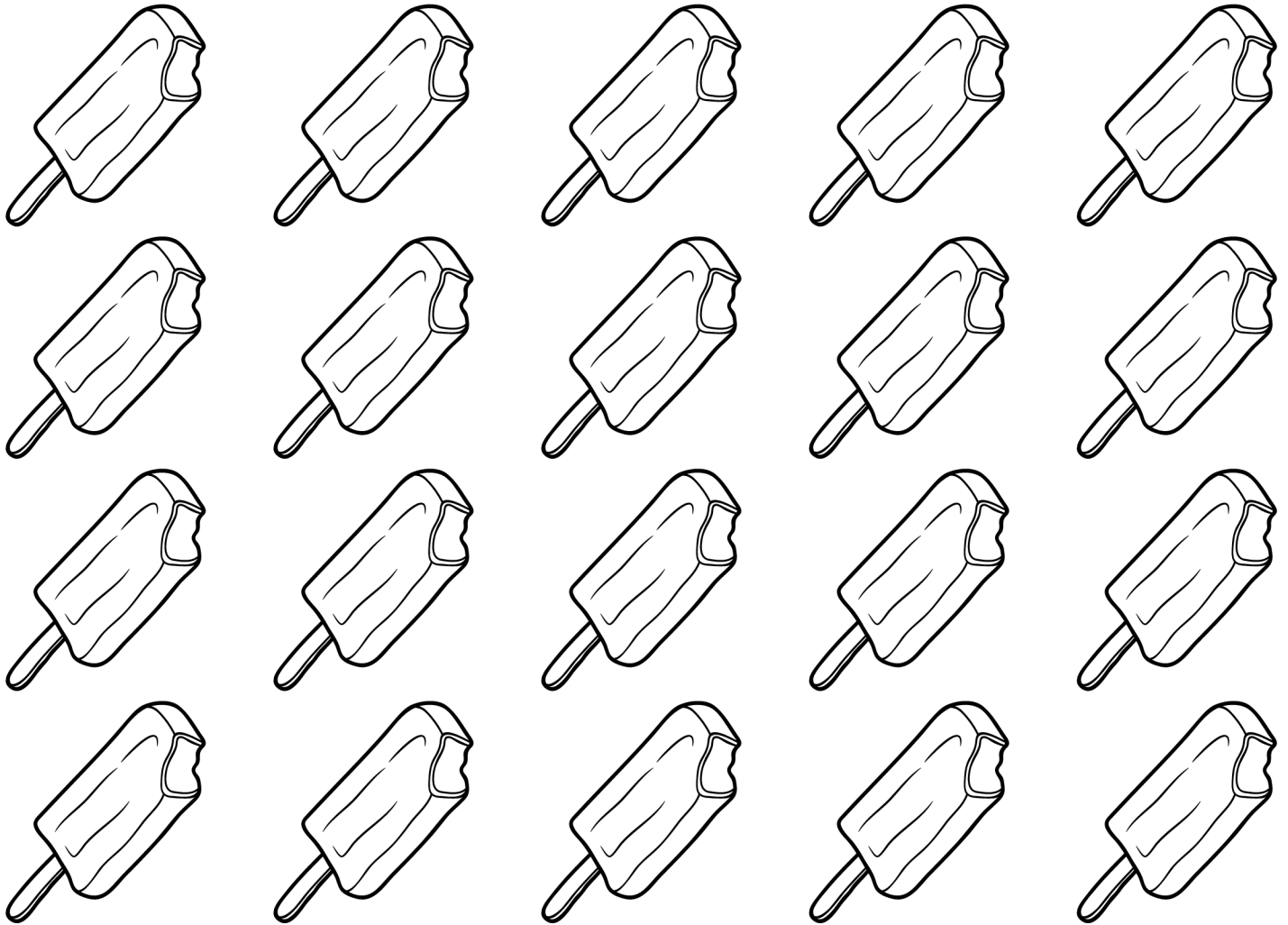
Marketing

Trace the words and color the sign.



AUGUST READING LOG

Color 1 popsicle for every 20 minutes of reading this month.



Write down the titles of the books you are reading:

INSTRUCTIONAL INFORMATION & ANSWER PAGE

- 3 Read this page with your kid and discuss it with your kid.
- 4 Left to right: 6, 9, 12, 8
- 5 Kids practice writing and working with the number eight.
- 6 Kids trace the image and color it.



- 7 Kids color the items and circle the things that they “need.” Ask kids to think about the difference between a need and a want. How do they know if it’s something they need? Are there things we need (like shoes) that can also be a want (like a special brand or style)?
- 8 Kids draw items that they need and want in the lunch bag. This can be another opportunity to discuss or create awareness around needs and wants.
- 9 Kids color each coin or bill according to the legend. There are four of each to color below the line.
- 10 Kids color and cut the cash to use on page 11.
- 11 Kids color and cut-out items for a pretend pop-up stand. Give the play cash from page 10 to friends or family members to buy items. Keep some cash to use as change.
- 12 Read and discuss the story with your kid.
- 13 Kids color the image. Optional: Make a batch of lemonade and let your kid practice making a list of the ingredients, measuring out ingredients, and following a recipe.
- 14 Trace the words and color the sign.
- 15 Read with your child and/or encourage them to look through a picture book independently. Kids color each popsicle for every 20 minutes of reading this month.

The Financial Literacy Standards in this packet include:

(1) The WA State Financial Education Standards for Kindergarten:

- Employment & Income (K EI)
- Financial Decision Making (K FD) 3,4

(2) NFEC (PK)

- Financial Psychology Standards: Recognize that some needs and wants are more important than others, and that children and adults have different needs and wants.
- Income, Careers, Business, and Entrepreneurship Standards: Connect earning money to having a job or business. Identify different jobs and businesses that people can have.

Stay Connected!

- **Subscribe to my monthly email list for ongoing resources and VIP products and continue your kid's financial literacy education at TheLittleBooksOfBigBusiness.com.**
- **If you have other ideas or ways to improve the activities shared here, please feel free to add your personal touch and share with me: Mara@TheLittleBooksOfBigBusiness.com.**

Continue the momentum!

Help your kid develop essential money management skills for life.

Order next month's Let's Play Money printable packet or subscribe monthly!

www.TheLittleBooksOfBigBusiness.com