



WELCOME!

The Let's Play Money printable packet is designed to inspire kids' interest in financial literacy, build money knowledge and habits, and serve as a tool to spark conversations about financial topics.

Each grade-level packet is full of skill-building games, puzzles, and other interactive activities based on financial literacy standards set forth by the National Financial Educators Council, the Washington State Financial Literacy Standards, and the National Content Standards for Entrepreneurship Education.

Learning about money fosters literacy (financial literacy is tied directly to strong reading literacy), numeracy (working with numbers), and sound practices (forming good habits, planning, and strategizing). To that end, each packet offers integrated opportunities to build reading and math skills while developing financial competencies.

According to the National Financial Educators Council, kids' financial habits are set by ages 7-9. It's never too soon to talk to kids about money, and the Let's Play Money packets are here to help you start those conversations with your kids. Now is the time!

Congratulations on taking this important step!

Mara Williams

Author - The Little Books Of Big Business
 Certified Financial Literacy Educator



Don't forget to follow me & check out additional resources on my [YouTube channel!](#)



YouTube Kids



THANK YOU FOR YOUR ORDER!

This is the November **Let's Play Money printable packet for 1st graders.**

GET STARTED

- Set up a regular schedule for Let's Play Money to build regular engagement.
- Print the Let's Play Money pages.
- Share the entire packet or offer individual pages for your kid to complete.
- Build opportunities to engage in real-life, money-oriented activities and conversations during the month.
- Go over your kid's work with them and check the answer key at the end of the packet.

CONTENTS

1	Welcome Page
2	Table of Contents
3-4	Money Stories & Activities
5	Fun Page
6	Color
7-8	Life Activity Pages
9	Money Math
10	Cash Corner
11	Pop-up Shop
12-14	Business Story & Exercises
15	Game
16	Instructional Information & Answer Page


Supplies Needed



LET'S PLAY MONEY

HANDMADE GIFTS

Making handmade gifts for the holidays is a fun way to show you care! Instead of buying gifts, you can create special things like cards for your family and friends. Handmade gifts are special because they come from your heart, and they can save you money, too



You can make colorful cards using paper, crayons, and stickers. Write a nice message inside to make your friends smile. You can also decorate cookies and put them in a pretty box to share with your family.




Trace the word below.



cards


COLOR THE CARDS

You can make cards for all kinds of occasions, like Thanksgiving, Christmas, and birthdays! Making cards is a fun way to celebrate and saves money, too, because you're creating something unique. A handmade card is a one-of-a-kind gift!




FUN PAGE

Color each design and write the correct letter that has the beginning sound of each word.




umpkin

p e h




orn

c g f




east

f l d



at

s h t



How do potatoes cross the sea?

On gravy boats.

COLOR

Color the leaves using Fall colors.




LIFE ACTIVITY




Needs & Wants



Kids and adults have different needs and wants. Draw a line to three things kids want and three for the adults.



kids



adults




LIFE ACTIVITY

Thankful



What are you thankful for? Draw your answer and use your answer to complete the sentence.

THANKSGIVING

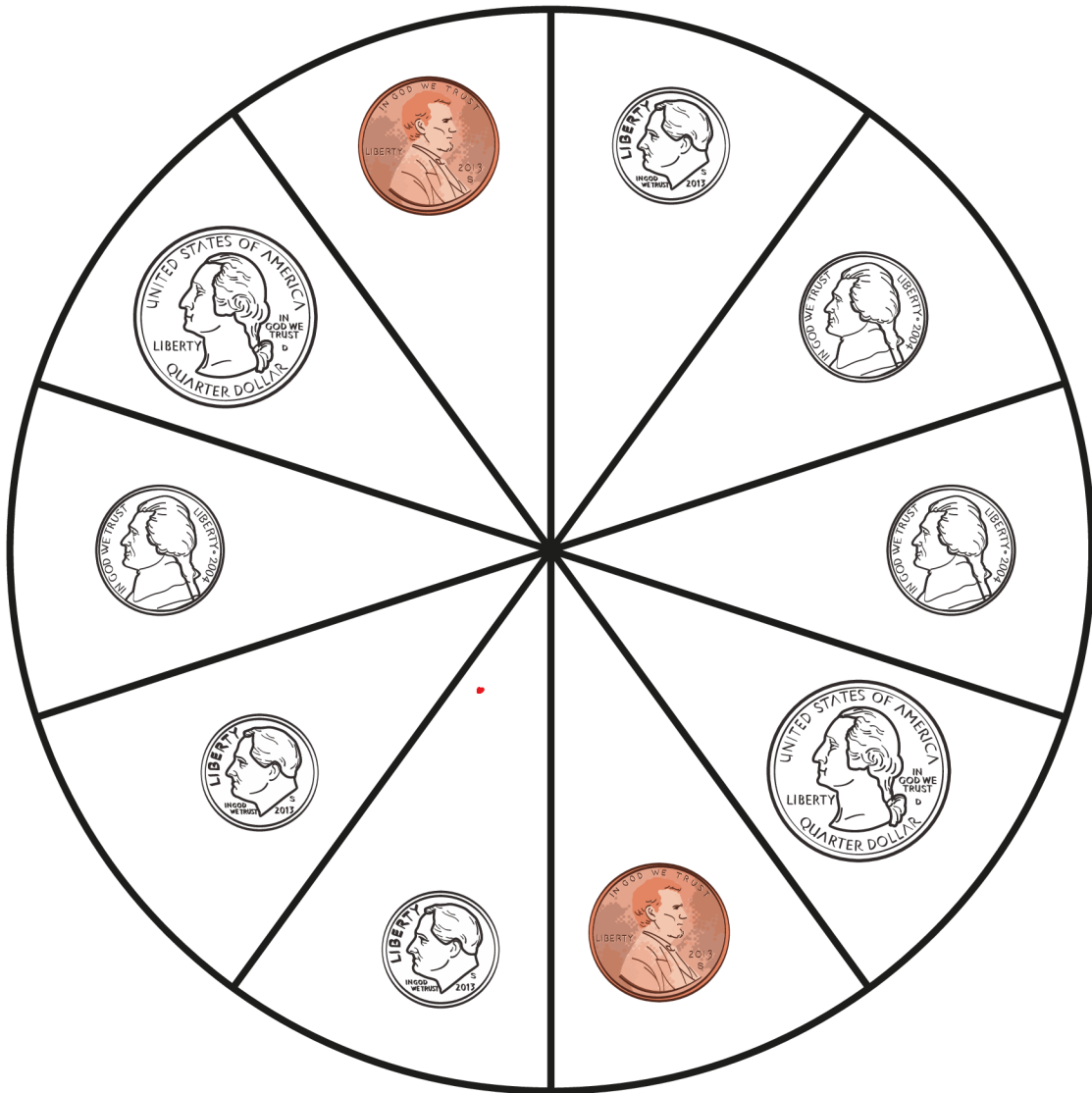


I am thankful for

for

MONEY MATH


Add up the slices of pie to find the total price of the pie.



¢

CASH CORNER










Color and cut the cash.
Use the cash on the next page for a pretend Pop-up Shop.



POP-UP SHOP

Start a Pop-up Shop. Color and cut out the items on this page and sell the items in your stand. Decide how much each item costs. Make more products by printing extra pages or designing your own. Give some money to your customer to spend. (Use the cash on the previous page.) Keep some money in an envelope or cash register to give back change.

WINTER SOCKS




BUSINESS EXERCISE



Start A Business

Maria starts a face painting business. She paints butterflies and other designs. What kind of designs would you draw as a face painter? Color a design on the girl's face.





Traditions



Maria learns how to face paint from her family's Day of the Dead tradition. Calavera face painting is a way to celebrate and remember loved ones.

Color this calavera skull with bright, happy designs—just like Maria would!



COUNTING GAME

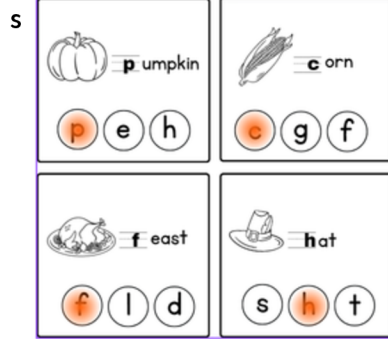
Count the Thanksgiving items and fill in the boxes below.



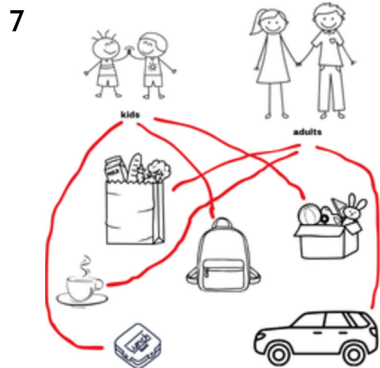
INSTRUCTIONAL INFORMATION & ANSWER PAGE

3 Kids read the Let's Play Money newsletter (independently or with a grown-up). They trace the word "cards."

4 Kids color the cards.



6 Kids color the leaves.



8 Kids think about something they are thankful for and draw and write their answer.

9 97¢

10 Kids color and cut the cash to use on page 11.


11 Kids color and cut-out items for a pretend pop-up shop. They give the play cash from page 10 to friends or family members to buy items. They keep some cash to use as change.

12 Kids read the business story independently or with an adult.

13 Kids create a face paint design on the face.

14 Kids color the calavera skull with bright colors.

15



Stay Connected!

- **Subscribe to my monthly email list for ongoing resources and VIP products and continue your kid's financial literacy education at TheLittleBooksOfBigBusiness.com.**
- **If you have other ideas or ways to improve the activities shared here, please feel free to add your personal touch and share with me: Mara@TheLittleBooksOfBigBusiness.com.**

Financial Literacy Standards in this packet include:

(1) The WA State Financial Education Standards for Grade 1:

- Financial Decision Making (IFD) 1,2

(2) NFEC (Grade 1):

- Financial Psychology Standards: Recognize that some needs and wants are more important than others, and that children and adults have different needs and wants.

Continue the momentum!

Help kids develop essential money management skills for life.

Order next month's Let's Play Money printable packet or subscribe monthly!

www.TheLittleBooksOfBigBusiness.com