



WELCOME!

The Let's Play Money printable packet is designed to inspire kids' interest in financial literacy, build money knowledge and habits, and serve as a tool to spark conversations about financial topics.

Each grade-level packet is full of skill-building games, puzzles, and other interactive activities based on financial literacy standards set forth by the National Financial Educators Council, the Washington State Financial Literacy Standards, and the National Content Standards for Entrepreneurship Education.

Learning about money fosters literacy (financial literacy is tied directly to strong reading literacy), numeracy (working with numbers), and sound practices (forming good habits, planning, and strategizing). To that end, each packet offers integrated opportunities to build reading and math skills while developing financial competencies.

According to the National Financial Educators Council, kids' financial habits are set by ages 7-9. It's never too soon to talk to kids about money, and the Let's Play Money packets are here to help you start those conversations with your kids. Now is the time!

Congratulations on taking this important step!

Mara Williams

Author - The Little Books Of Big Business
 Certified Financial Literacy Educator



Don't forget to follow me & check out additional resources on my [YouTube channel!](#)



YouTube Kids



THANK YOU FOR YOUR ORDER!

This is the July **Let's Play Money printable packet for 5th graders.**

GET STARTED

- Set up a regular schedule for Let's Play Money to build regular engagement.
- Print the Let's Play Money pages.
- Share the entire packet or offer individual pages for your kid to complete.
- Build opportunities to engage in real-life, money-oriented activities and conversations during the month.
- Go over your kid's work with them and check the answer key at the end of the packet.

CONTENTS

1	Welcome Page
2	Table of Contents
3-4	Money News
5	Fun Page
6	Make A Book
7-8	Life Activity
9	Money Math
10	Cash Corner
11	Put On A Show
12-14	Business Story & Exercises
15	Summer Reading Challenge
16	Instructional Information & Answer Pages



LET'S PLAY MONEY

NEWS

ENTREPRENEURSHIP FOR KIDS

People often think of entrepreneurs being grown-ups, but kids can be entrepreneurs too. A kid-size business might be a lemonade stand or pet care business. Kids learn important lessons by being entrepreneurial. They learn how to be self-sufficient, how to manage money, how to weather success and failure, and how to communicate well with others.



These skills might seem specific to business, but they are useful in all areas of life. Learning to handle money wisely, communicating well with others, and not giving up when things get tough are all important life skills. So, if you want to try something new and exciting this summer, think about starting your own little business!

<https://onlinemba.wsu.edu/teaching-children-entrepreneurial-skills>

SUCCESSFUL ENTREPRENEURS

Some of the world's most successful entrepreneurs began their journeys when they were kids. Warren Buffet is a billionaire who first began making money when he was 11. At that age, he was making investments. Then, at 13, he sold newspapers. He made enough money to file a tax return and declared his bicycle as a business expense.

Mark Cuban is another billionaire who first began making money at age 12. He sold garbage bags at 12 so he could afford to buy basketball shoes. Both Warren Buffet and Mark Cuban learned the value of hard work and how to manage money from their experiences as kids.



https://www.score.org/resource/blog.post/next-generation-entrepreneurs-6-tips-raising-a-kidpreneur?gad_source=1&gclid=Cj0KCCQjwsuSzBhCLARIsAlcdLm57bp7CZknZ6XhsSSCAKn3JdO37eFyiL_FdrpK5A-qDsu7NOGU0NOEaAjTVEALw_wcB


YOUNG ENTREPRENEURS TO WATCH

Two young entrepreneurs who began their businesses as kids are Mikaila Ulmer and Moziah Bridges. Mikaila's business is Me & the Bees Lemonade, which she began as a lemonade stand at age 4. Her inspirations were learning about the importance of bees and her great-grandmother's lemonade recipe. You can find out more about Mikaila here: www.meandthebees.com.



Moziah Bridges launched his business by making his own bow ties with his grandmother. He began selling his colorful and unique bow ties online at age 9. Moziah's company is Mo's Bows. In 2015, presented a custom bow tie to President Obama at the White House! You can find out more about Mo's Bows here: www.mosbowsmemphis.com.

https://www.score.org/resource/blog_post/next-generation-entrepreneurs-6-tips-raising-a-kidpreneur?gad_source=1&gclid=Cj0KCOjwsuSzBhCLARIsAlcdLm57bp7CZknZ6XhsSSCAKn3JdO37eFyiL_FdrpK5A-qDsu7NOGU0N0EaAjTVEALw_wcB



What type of business idea do you have?

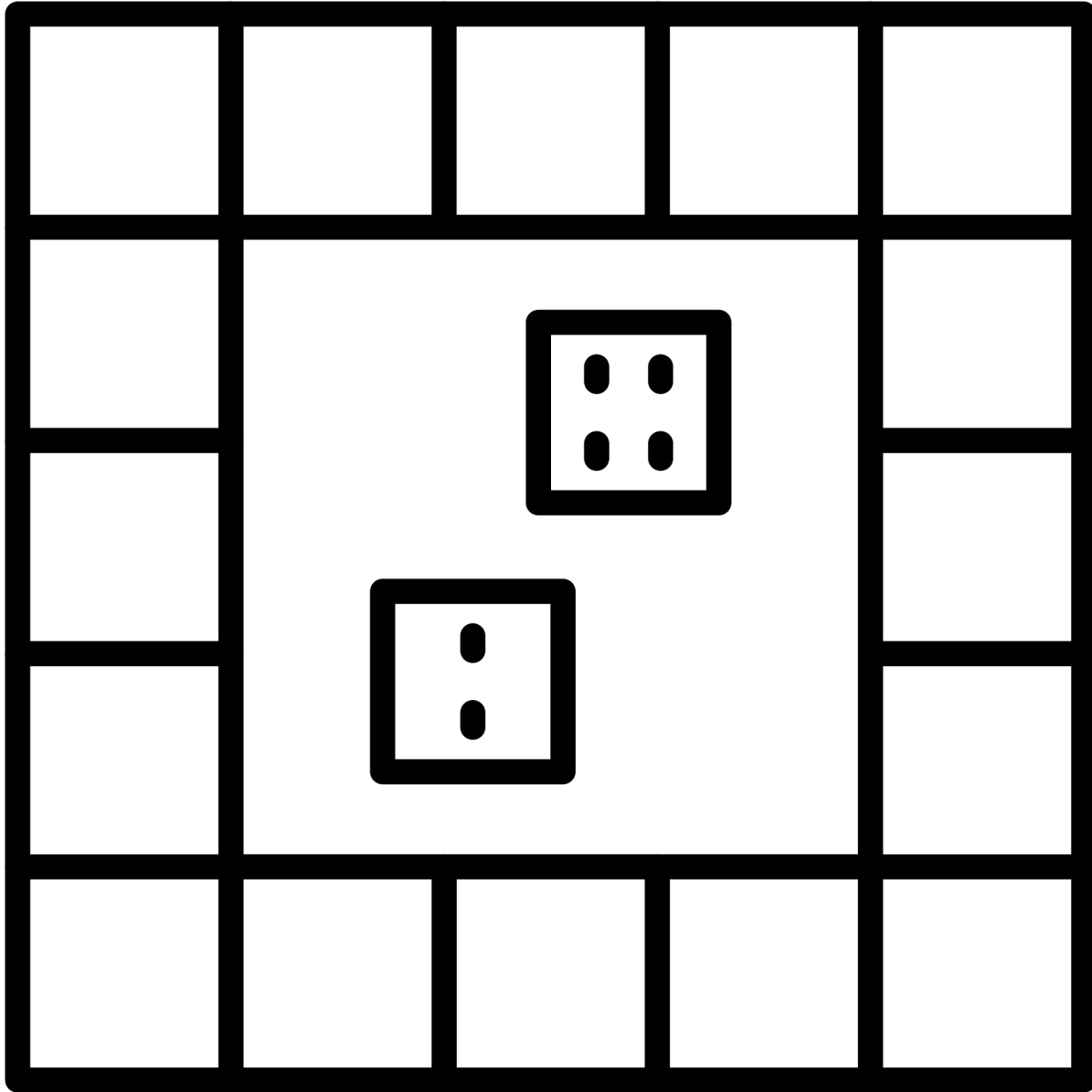
Why did the robber take a bath before he stole from the bank?

He wanted to make a clean getaway!



FUN PAGE

Design your own board game. Cut out the coins below and use them in your game. You can use dice, make up trivia questions, or create your own ways to move on the board.



MAKE A BOOK

Write your own summer story and draw an image for each page.

✂ Cut out along the lines. Glue or staple along the shaded area to make a book.

<p>SUMMER</p> <p>_____</p> <p>mini book</p> <p>by _____</p>	

LIFE ACTIVITY



Holidays in July

December holidays are often a time of giving gifts. To buy gifts in December, you can begin saving your money in July. Here's how to do that:

1. Find an envelope.
2. Write a list of people on the outside of the envelope that you plan to give a gift to in December.
3. Write down how much you plan to spend on each person.
4. Add up the total amount you plan to spend.
5. Find a way to make money during the summer and fill your envelope with the amount needed.
6. Set the envelope aside until you need the money in December.

A budgeting table on a light blue background. It lists recipients and their gift amounts. A snowflake icon is placed above the first row and below the total row. A gift box icon is at the bottom. The total amount is underlined.

MOM		\$10
DAD		\$10
SISTER		\$5
BROTHER		\$5
		<hr/>
		\$30



Budgeting is a plan for how to use your money. You decide how much to spend and save, making sure you have enough for important things and fun activities.

LIFE ACTIVITY



Summer Jobs

A summer job or business is a great way to start learning about planning for your future career. Different jobs and careers can lead to different lifestyles based on how much money you earn. For example, some jobs might let you travel a lot, while others might let you stay closer to home. By doing a summer job, you can start to see what types of work you enjoy and are good at. Think about your interests, dreams, and skills to help design a career plan. This way, you can prepare for a job that fits the lifestyle you want in the future.

Fill In The Idea Clouds

3 things I'm interested in:

A skill I want to learn:

A skill I am good at:

A summer job I can do this summer:

A job I might like when I'm an adult:

A way that I can help someone this summer:

A dream I have for the future:

Something that is important to me:

MONEY MATH

Count The Money

1. How many



make \$0.80

2. How many



make \$4.25

3. How many



make \$1.25

4. How many



make \$0.35

5. How many



make \$45.00








6. How many



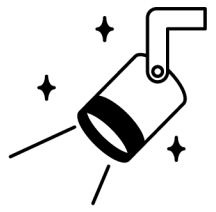
make \$140.00

CASH CORNER

Color and cut the cash.
Use the cash on the next page for a play Garage Sale.



PUT ON A SHOW



Put on a show for your family, friends, or neighbors. How about a play, a puppet show, a magic show or a concert? Create tickets using the blank ones below. Be sure to write down the day and time of the show on each ticket. Use the pretend cash on page 10, or, with an adult's permission, put on a real show where you collect real cash. If you are using pretend money (see the previous page), give some to your viewers to spend. You might also sell snacks, posters, or programs.



Excerpt from
“Nick Frank Turns Carpentry Into Cash”

Nick is spending his summer working as a carpenter and handyman. He is learning new skills from his grandfather and helping local businesses with various projects.



I was busy all weekend as I helped Grandpa install the ice cream counter on Saturday afternoon. On Sunday, I helped my dad get the restaurant ready so he could have his grand opening on Memorial Day. On Monday, the BBQ Shack had over one hundred people come through the restaurant. A lot of them came for the traditional barbeque meal, but word had also gotten out about Dad’s new dessert. People in the ferry line loved his new basket of “fries” served with a side of strawberry jam. As I wiped off the picnic tables, I could see Mrs. Hanes as she waved from behind her new counter. It was a busy start to the summer, and I was proud to be helping so many businesses.

On Tuesday, I rode my bike down the hill to the Woodward’s house. Mr. Woodward was out on his boat, and Mrs. Woodward showed me her project. I brought my own notebook and pencil and made my own “takeoff list.”

She asked me to repaint the shutters on each side of the four windows and the flower boxes just below each window.

On Thursday and Friday, I worked for the Woodward’s. I started by carefully laying out some old sheets Mrs. Woodward gave me to protect the deck from paint drips. I sanded the boxes and brushed off all the dust with a dry cloth.

When I was done with each job, I took a sheet out of my notebook and wrote up a bill.





Entrepreneurship

Entrepreneurship is when someone starts and runs their own business. It involves coming up with new ideas, making plans, and working hard to turn those ideas into a successful business.

Interview someone you know who owns a business to learn about entrepreneurship. Ask these important questions. You may also want to research the answers to these questions in books or on the Internet.

What skills are needed to start a business?

What items are necessary to start a business and how much do they cost?

What support or help is needed to start a business?

LEARN TO EARN

Career Research



A career is a type of work that someone does for a long time, often for most of their life. It often involves special training or education.

Interview two people about their career to learn more about different types of jobs. Ask questions to find out about the steps they took to build their career, the skills they currently use, and their work habits. Take notes as they answer the questions so you can remember what they have to say and so you can be inspired at a later time.

Name:

Career:

My Questions:

Name:

Career:

My Questions:



SUMMER READING CHALLENGE

Directions: Complete as many challenges listed below as you can. Color in each box as you complete it. Have fun and happy reading!

Make a list of 3 books you want to read.

Visit your local library to check out a new book.

Read aloud to a friend or family member.

Read a book about money or starting a business.

Read a book in a tent, a fort, or under a table.

Read a book in the dark with a flashlight.

Read while eating ice cream.

Read in bed.

Read a book outside for 20 minutes.

INSTRUCTIONAL INFORMATION & ANSWER PAGE

3-4 Money News - Kids learn about money through stories. Let kids read the Let's Play Money newsletter and ask open-ended questions such as: What do you think about that? How does this impact you or our family? What action steps or changes do you think could be made?

5 Kids design their own game. They can cut out the coins and use them for pieces or earn them as part of the game. Additionally, kids can incorporate real coins, dice, trivia questions, or anything that makes the game fun.

6 Kids design their own book. They write the story and draw images to illustrate it. Then, they cut out along the lines, glue or staple along the shaded area of the pages, and turn the pages into a book.

7 Kids start a budget envelope. They write down the names of people they plan to buy gifts for and how much they will spend per person. Once they add up the total, they will know how much money they need to earn and save in their envelope to buy gifts during the holiday season.

8 Kids write down ideas they have in each cloud prompt. This page helps them practice thinking about the future. They also work on brainstorming skills that can lead to summer job and skill development opportunities.

9 8, 2, 17, 3, 125, 4, 7, 5, 9, 6, 7

10 Kids color and cut the cash to use on page 11.

11 Kids color and cut-out tickets to use for a real or play "show". Use the play cash from page 10 with friends or family members to put on a show or accept real cash in a real setting.

12 Kids read the business story.

13 Kids interview someone who owns a business. They can also do research to learn more.

14 Kids interview two people to learn more about their careers.

15 Kids complete this summer reading chart by reading books. Kids can color each square that they complete.



Financial Literacy Standards in this packet include:

(1) The WA State Financial Education Standards for Grade 5

- Employment & Income (5EI)

(2) NFEC (Grade 5):

- Income, Careers, Business, and Entrepreneurship Standards:

Identify the kinds of lifestyles associated with different employment types and career paths based on earnings. Use interests, dreams, and skills to design a career preparation plan

Stay Connected!

- **Subscribe to my monthly email list for ongoing resources and VIP products and continue your kid's financial literacy education at TheLittleBooksOfBigBusiness.com.**
- **If you have other ideas or ways to improve the activities shared here, please feel free to add your personal touch and share with me: Mara@TheLittleBooksOfBigBusiness.com.**

Continue the momentum!

Help kids develop essential money management skills for life.

Order next month's Let's Play Money printable packet or subscribe monthly!

www.TheLittleBooksOfBigBusiness.com