



WELCOME!

Let's Play Money
Preschool/Kindergarten (PK)

The Let's Play Money printable packet is designed to inspire kids' interest in financial literacy, build money knowledge and habits, and serve as a tool to spark conversations about financial topics.

Each grade-level packet is full of skill-building games, puzzles, and other interactive activities based on financial literacy standards set forth by the National Financial Educators Council, the Washington State Financial Literacy Standards, and the National Content Standards for Entrepreneurship Education.

Learning about money fosters literacy (financial literacy is tied directly to strong reading literacy), numeracy (working with numbers), and sound practices (forming good habits, planning, and strategizing). To that end, each packet offers integrated opportunities to build reading and math skills while developing financial competencies.

According to the National Financial Educators Council, kids' financial habits are set by ages 7-9. It's never too soon to talk to kids about money, and the Let's Play Money packets are here to help you start those conversations with your kids. Now is the time!

Congratulations on taking this important step!

Mara Williams

Author - The Little Books Of Big Business
Certified Financial Literacy Educator



Don't forget to follow me & check out additional resources on my [YouTube channel!](#)





THANK YOU FOR YOUR ORDER!

This is the March **Let's Play Money printable packet for **Preschool/Kindergarten (PK)**.**

GET STARTED

- Set up a regular schedule for Let's Play Money to build regular engagement.
- Print the Let's Play Money pages.
- Share the entire packet or offer individual pages for your kid to complete.
- Build opportunities to engage in real-life, money-oriented activities and conversations during the month.
- Go over your kid's work with them and check the answer key at the end of the packet.

CONTENTS

| | |
|-------|---|
| 1 | Welcome Page |
| 2 | Table of Contents |
| 3-4 | Money Stories & Activities |
| 5 | Numbers Page |
| 6 | Color |
| 7-8 | Life Activity |
| 9 | Money Math |
| 10 | Cash Corner |
| 11 | Pop-up Shop |
| 12-14 | Business Story & Exercises |
| 15 | Color |
| 16 | Instructional Information & Answer Page |



LET'S PLAY MONEY

A ST. PATRICK'S DAY STORY

Once upon a time, in Ireland, there were two farmers who didn't have much. They found a little creature called a leprechaun when they pulled the last carrot from their garden. The leprechaun said he'd grant them one wish if they let him go.



The farmers couldn't agree on just one wish, so they kept asking for more and more things like new tools, a house, and jewelry. They were being very greedy. The leprechaun got fed up and stopped them. Disappointed by their greed, the leprechaun said they could have all they wanted and even more if they could find his pot of gold hidden at the end of the rainbow. Then he winked and disappeared, leaving the farmers to chase rainbows forever, searching for a make-believe treasure.



SHAMROCKS


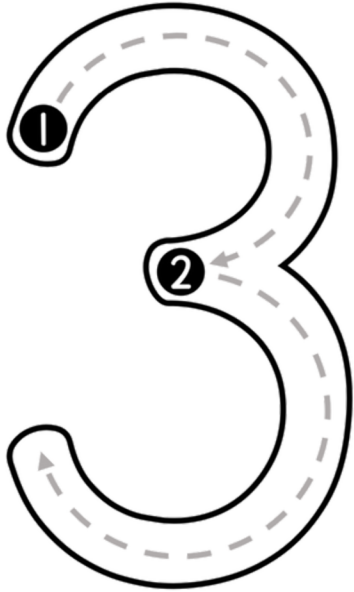
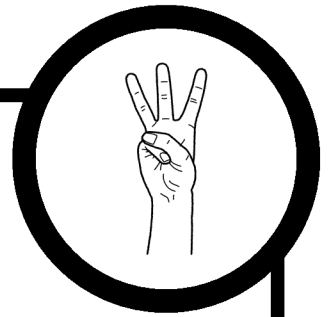
A shamrock is a kind of clover with three heart-shaped, green leaves. People love to wear green and shamrocks on St. Patrick's Day. People think that finding a shamrock (or a clover) with four leaves brings good luck. So, on St. Patrick's Day, expect to see lots of green as well as lots of shamrocks and four-leaf clovers as plants or as patterns on clothing. How will you join the celebration during this holiday? Hopefully, it will be a lucky day for you!

COUNT THE SHAMROCKS

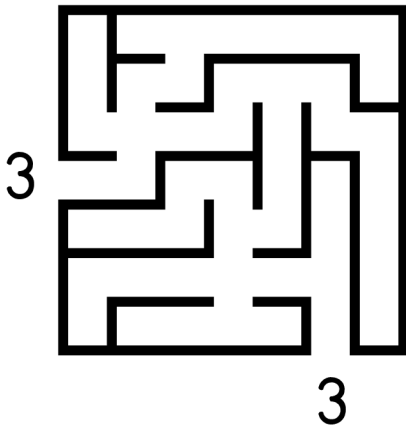


There are _____ shamrocks.

NUMBERS PAGE



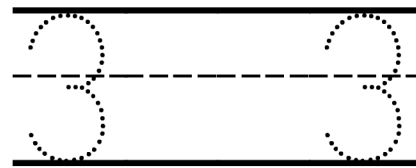
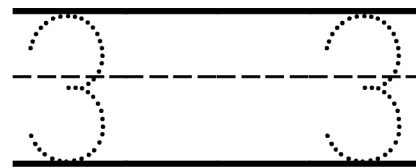
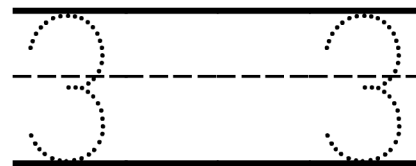
Join the numbers!



Color all the boxes with the number 3

| | | |
|---|---|---|
| 2 | 4 | 3 |
| 3 | 3 | 3 |
| 1 | 7 | 1 |
| 9 | 3 | 3 |

Trace

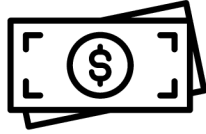


COLOR

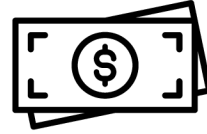
Color the pot of gold.



LIFE ACTIVITY



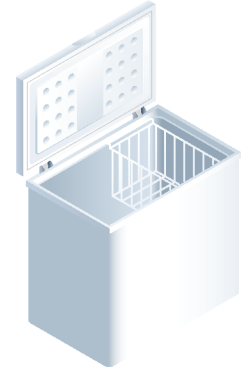
Buying



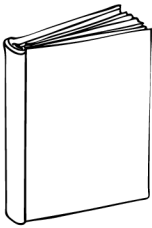
Buying is when you give money to get something, and then it becomes yours to keep. For example, if you give money for a toy, it's yours forever. Buy the items below and draw a line to a safe place to keep it.



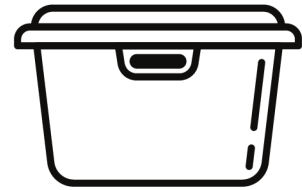
Stuffed Toy



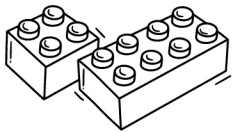
Freezer




Book



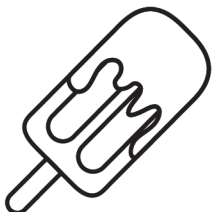
Storage Box




Building Blocks



Toy Box



Popsicle



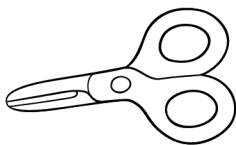
Book Shelf

LIFE ACTIVITY

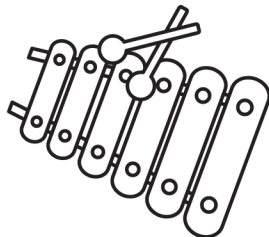


Borrowing

Borrowing is when you ask to use something for a little while, but you have to give it back. If you borrow a book from the library, you can read it, but you need to give it back when you're done. Borrow the items below and draw a line to where you need to return it.



Scissors



Classroom
Instrument



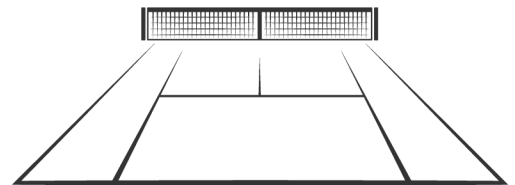
Racquet & Ball



Books



Library



Tennis Court



Friend's School Case




School





MONEY MATH

How much does each item cost? Add up the money and write it below.

Checkerboard Game



Kite









\$

\$

CASH CORNER










Color and cut the cash.
Use the cash on the next page for a play Pop-up Shop.



POP-UP SHOP

Start a Pop-up Shop. Color and cut out the products on this page and sell them in your shop. Decide how much each item costs. Make more products by printing extra pages or designing your own. Give some money to your customer to spend. (Use the cash on the previous page.) Keep some money in an envelope or cash register to give back change.

CAT STUFFIES



BUSINESS STORY



Inspired by
"Max England Turns A Pet Project Into Pay"

Max loves cats and dogs. He starts a new business to make money.



Max takes care of Mrs. Reed's cat named Alley. He feeds her and plays games with her while her owner is away.



Max gets a job sketching a picture of a dog named Anders. He also teaches Anders how to place hide-and-seek with the red ball.



Rosemary just adopted a new dog named Angel. Max got hired to walk Angel three days per week.



Max also sketches pictures of other pets. He took orders for twelve pet sketches during his open house event.


BUSINESS EXERCISE




Business Supplies

Business supplies are the things that help people do their work and make their jobs easier. They can be tools, like pencils and paper, or other things like computers and desks. Color in the supplies Max uses in his business.


Dog Treats



Leash



Sketch Book



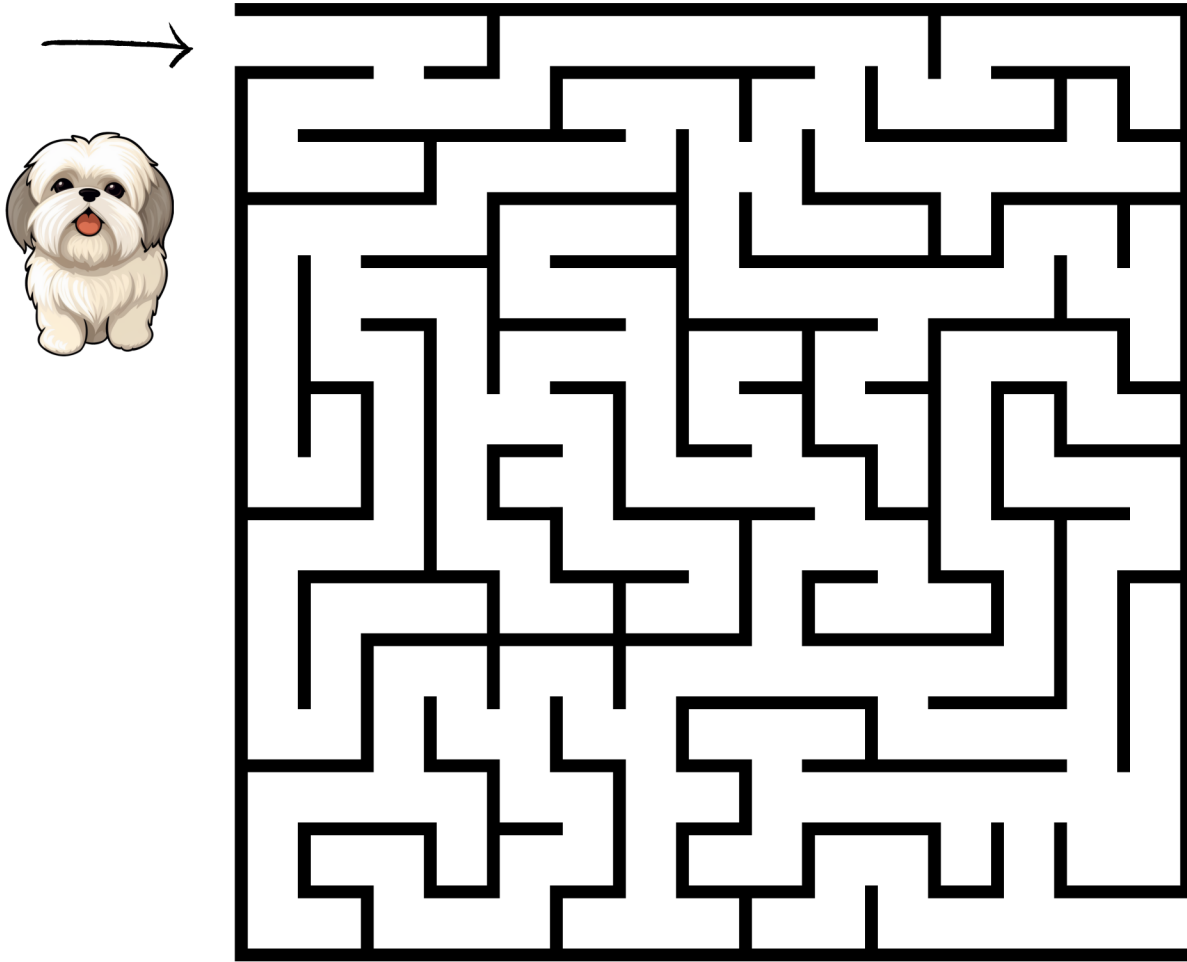
Pencils



EARN MONEY

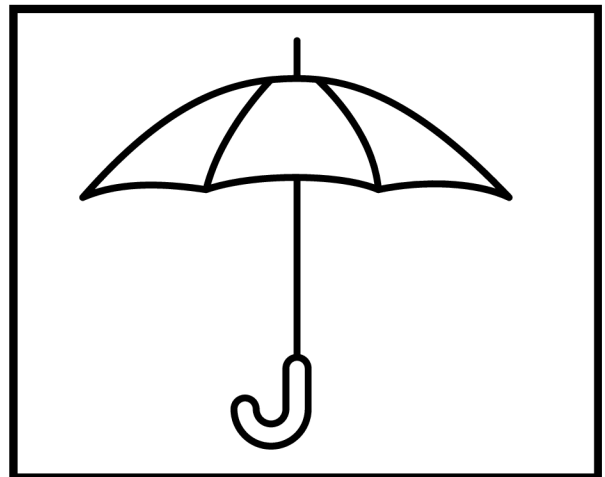

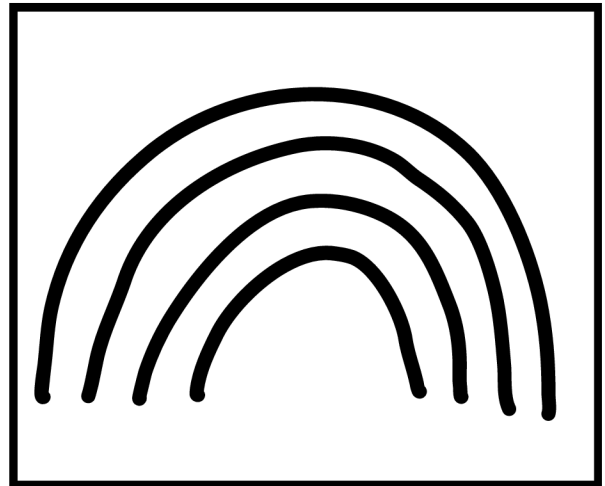





Max wants a new blue bike called the Ultra Max Legend. Help him earn \$10 towards the bike by walking the dog Pebbles.



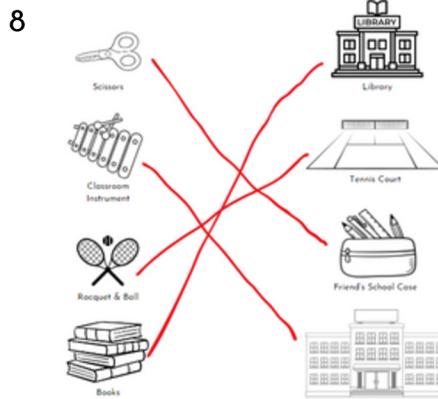
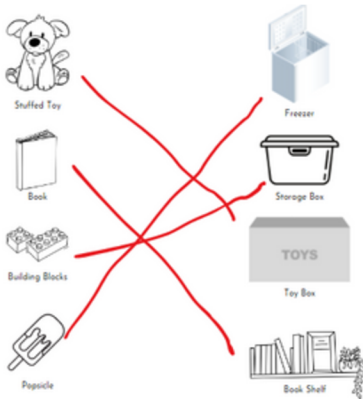
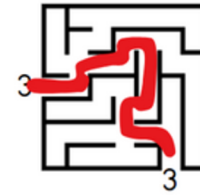
COLOR

Color the images.

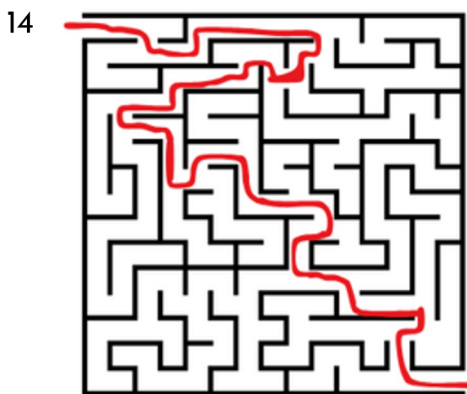


INSTRUCTIONAL INFORMATION & ANSWER PAGE

- 3 Story - Read together with your kid and discuss.
- 4 Read together. There are 11 shamrocks.
- 5 Kids practice writing and working with the number three.
- 6 Color
- 7



- 9 Checkerboard \$8, Kite \$12
- 10 Kids color and cut the cash to use on page 11.
- 11 Kids color and cut out items for a pretend pop-up shop. They give the play cash from page 10 to friends or family members to buy items. They keep some cash to use as change.
- 12 Read independently or with an adult
- 13 Color the supplies Max uses to earn money. Discuss who might pay for the supplies. Max or his parents?



The Financial Literacy Standards in this packet include:

- (1) The WA State Financial Education Standards for Kindergarten:
 - Credit & Debt (KE 1) 1, 2, 3
- (2) NFEC (PK)
 - Credit, Debt, and Loans Standards: Describe the practices of borrowing, trading, and giving and give examples of each . Determine the situations in which each practice is fair and appropriate .

- 15 Color

Stay Connected!

- **Subscribe to my monthly email list for ongoing resources and VIP products and continue your kid's financial literacy education at TheLittleBooksOfBigBusiness.com.**
- **If you have other ideas or ways to improve the activities shared here, please feel free to add your personal touch and share with me: Mara@TheLittleBooksOfBigBusiness.com.**

Continue the momentum!

Help your kid develop essential money management skills for life.
Order next month's Let's Play Money printable packet or subscribe monthly!

www.TheLittleBooksOfBigBusiness.com