



# WELCOME!

The Let's Play Money printable packet is designed to inspire kids' interest in financial literacy, build money knowledge and habits, and serve as a tool to spark conversations about financial topics.

Each grade-level packet is full of skill-building games, puzzles, and other interactive activities based on financial literacy standards set forth by the National Financial Educators Council, the Washington State Financial Literacy Standards, and the National Content Standards for Entrepreneurship Education.

Learning about money fosters literacy (financial literacy is tied directly to strong reading literacy), numeracy (working with numbers), and sound practices (forming good habits, planning, and strategizing). To that end, each packet offers integrated opportunities to build reading and math skills while developing financial competencies.

According to the National Financial Educators Council, kids' financial habits are set by ages 7-9. It's never too soon to talk to kids about money, and the Let's Play Money packets are here to help you start those conversations with your kids. Now is the time!

Congratulations on taking this important step!

*Mara Williams*

Author - The Little Books Of Big Business  
 Certified Financial Literacy Educator



**Don't forget to follow me & check out additional resources on my [YouTube channel!](#)**



**YouTube Kids**



# THANK YOU FOR YOUR ORDER!

**This is the February **Let's Play Money** printable packet for 1st graders.**

## GET STARTED

- Set up a regular schedule for Let's Play Money to build regular engagement.
- Print the Let's Play Money pages.
- Share the entire packet or offer individual pages for your kid to complete.
- Build opportunities to engage in real-life, money-oriented activities and conversations during the month.
- Go over your kid's work with them and check the answer key at the end of the packet.

## CONTENTS

1	Welcome Page
2	Table of Contents
3-4	Money News
5	Fun Page
6	Color
7-8	Life Activity
9	Money Math
10	Cash Corner
11	Pop-Up Shop
12-14	Business Story & Exercises
15	Matching Game
16	Instructional Information & Answer Page

### Supplies Needed



# LET'S PLAY MONEY


## VALENTINE'S CANDY SALES

In the first twenty days of February 2021, the total sales of all chocolate candy amounted to close to 1.4 billion U.S. dollars in the United States.

[www.statista.com/statistics/1302587/valentine-s-day-holidays-candy-sales-in-the-us/](http://www.statista.com/statistics/1302587/valentine-s-day-holidays-candy-sales-in-the-us/)




Valentine's Day is heavily marketed at stores in the month of February.



**1.4 BILLION DOLLARS**

The heart-shaped chocolate box appeared in the 1860s as an advertising tactic by Richard Cadbury to boost sales of the product.



## VALENTINE'S GIFTS

Stores set up big displays and sell items to give as gifts for Valentine's Day. The most popular items that shoppers purchase are candy (56 percent), greeting cards (40 percent), and flowers (37 percent).

<https://nrf.com/media-center/press-releases/americans-spend-239-billion-valentines-day-year>


## SAVE MONEY ON GIFTS

Valentine's Day is the day we tell others we love and care about them. There are many ways to say nice things without spending money at the store! Here are some ideas.

- Make your own cards with paper and pens.
- Create coupons for special activities or chores.
- Cook someone a special meal or dessert




# FUN PAGE



Complete the maze.



Write words on the candy hearts like:  
LOVE, BE MINE, HUG, HEART



**How can you tell when a squirrel is in love?**

**It goes nuts!**



---

## PRACTICE WORD

Trace the name of the month.

February



# LIFE ACTIVITY



## Skills & Interests

Skills are tasks or abilities that someone does well. Color and discuss these skills.



Painting a wall




Baking a cake




Bathing a dog




Interests are activities or hobbies someone does for enjoyment. Color and discuss these interests.



Playing sports



Reading/Learning



Painting

# LIFE ACTIVITY



## My Skills & Interests

To earn money we can choose a job or business that is interesting to us. Write a list of your skills and interests.

### Skills

### Interests

1.

1.

2.

2.

3.

3.

4.

4.

5.

5.

# MONEY MATH

Add up the coins in each jar.

¢



¢



¢





¢



# CASH CORNER







Color and cut out the cash.  
Use the cash on the next page for a pretend Pop-up Shop.



# POP-UP CANDY SHOP

Start a Pop-up Candy Shop. Color and cut out the items on this page and sell the items in your stand. Decide how much each item costs. Make more products by printing extra pages or designing your own. Give some money to your customer to spend. (Use the cash on the previous page.) Keep some money in an envelope or cash register to give back change.

## LOLLIPOPS



# BUSINESS STORY

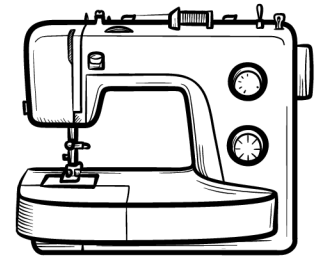


Inspired by  
"Emma Mason Turns Paperwork Into A Profit"


Emma helps her grandmother with bookkeeping. She uses a pencil and paper to make a chart of all the pillows her grandma sells. She uses a calculator to total up the numbers on the chart.



Grandma makes pillows and stockings to sell at the Christmas tree farm. She learned to use a sewing machine as a young girl and make money by using her sewing skills.



The Hanson sisters went to beauty school to learn to cut hair. They use scissors and a comb to give haircuts to their clients. They also know how to use a special barber tool called a "trimmer" (sometimes called a "clipper").




**Different TOOLS are needed  
for different jobs.**





## TOOLS

Practice writing the name of the tool that each worker needs to do their job. Write the word on the blank above where it is written.



---

wrench




---

rolling pin



---

chisel



---

stethoscope

# JOBS FOR KIDS




## My Tools

What tools do you know how to use? Check off the ones you know how to use and make a list of others that you know or want to learn.



Broom (or vacuum)



Cookbook



Art Supplies



Hammer



Cleaning Supplies



Dog Leash

---












---

---

---


# I SPY TOOLS

There are ten types of tools. Color each set as you find them. Write the number in the box beside the tool you counted.

# INSTRUCTIONAL INFORMATION & ANSWER PAGE

3-4 Money News - Kids learn about money through stories. Kids read the Let's Play Money newsletter and ask open-ended questions such as: What do you think about that? How does this impact you or our family? What action steps or changes do you think could be made?



5 Candy: Have kids write words on candy hearts. They can use the same words more than once or make up their own words.  
 February: Kids practice writing the word February by tracing the letters.  
 6 Coloring page.  
 7 Color and discuss skills and interests.

8 Kids write a list of skills and interests. Talk about how skills and interests relate to jobs.

9 Money Math - top, left to right: 6¢, 35¢; bottom, left to right: 30¢, 21¢

10 Kids color and cut the cash to use on page 11.

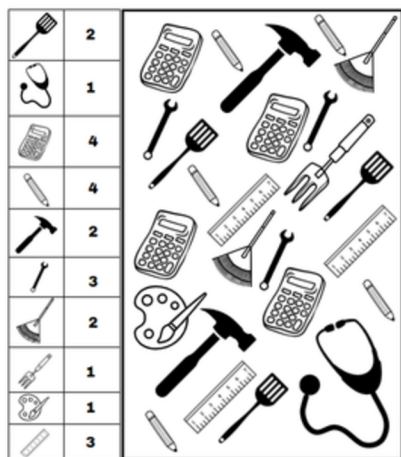
11 Kids color and cut out items for a pretend pop-up candy shop. They give the play cash from page 10 to friends or family members to buy items. They keep some cash to use as change.

12 Business Story - Read and discuss the story with your kid. Build awareness of tools used for jobs.

13 Kids practice writing the words listed as a way to learn new words and to recognize tools that are needed for jobs.

14 Kids place a checkmark next to tools they know how to use. Brainstorm other tools.

15



Financial Literacy Standards in this packet include:

(1) The WA State Financial Education Standards for Grade 1:

- Employment & Income (1E)

(2) NFEC (Grade 1):

- Financial Psychology Standards: Compare how jobs and businesses can make things or perform a service. Identify jobs that are interesting based on personal interests. Identify jobs that can be done at home to help out the family.

## Stay Connected!

- **Subscribe to my monthly email list for ongoing resources and VIP products and continue your kid's financial literacy education at [TheLittleBooksOfBigBusiness.com](http://TheLittleBooksOfBigBusiness.com).**
- **If you have other ideas or ways to improve the activities shared here, please feel free to add your personal touch and share with me: [Mara@TheLittleBooksOfBigBusiness.com](mailto:Mara@TheLittleBooksOfBigBusiness.com).**



Continue the momentum!

Help kids develop essential money management skills for life.

Order next month's Let's Play Money printable packet or subscribe monthly!

[www.TheLittleBooksOfBigBusiness.com](http://www.TheLittleBooksOfBigBusiness.com)