



# WELCOME!

**Let's Play Money**  
**Preschool/Kindergarten (PK)**

The Let's Play Money printable packet is designed to inspire kids' interest in financial literacy, build money knowledge and habits, and serve as a tool to spark conversations about financial topics.

Each grade-level packet is full of skill-building games, puzzles, and other interactive activities based on financial literacy standards set forth by the National Financial Educators Council, the Washington State Financial Literacy Standards, and the National Content Standards for Entrepreneurship Education.

Learning about money fosters literacy (financial literacy is tied directly to strong reading literacy), numeracy (working with numbers), and sound practices (forming good habits, planning, and strategizing). To that end, each packet offers integrated opportunities to build reading and math skills while developing financial competencies.

According to the National Financial Educators Council, kids' financial habits are set by ages 7-9. It's never too soon to talk to kids about money, and the Let's Play Money packets are here to help you start those conversations with your kids. Now is the time!

Congratulations on taking this important step!

*Mara Williams*

Author - The Little Books Of Big Business  
Certified Financial Literacy Educator



**Don't forget to follow me & check out additional resources on my [YouTube channel!](#)**





# THANK YOU FOR YOUR ORDER!

**This is the July **Let's Play Money** printable packet for **Preschool/Kindergarten (PK)**.**

## GET STARTED

- Set up a regular schedule for Let's Play Money to build regular engagement.
- Print the Let's Play Money pages.
- Share the entire packet or offer individual pages for your kid to complete.
- Build opportunities to engage in real-life, money-oriented activities and conversations during the month.
- Go over your kid's work with them and check the answer key at the end of the packet.

## CONTENTS

1	Welcome Page
2	Table of Contents
3-4	Money Stories & Activities
5	Numbers Page
6	Make A Book
7-8	Life Activity
9	Money Math
10	Cash Corner
11	Put On A Show
12-14	Business Story & Exercises
15	Summer Reading Challenge
16	Instructional Information & Answer Page

### Supplies Needed



# LET'S PLAY MONEY

## SUMMER JOBS FOR KIDS

Summer is a great time to learn how to earn money by practicing little jobs! You can have fun and help others while making some money. Here are some easy jobs you can do:

- Help with chores at home.
- Sell lemonade.
- Water the plants.
- Clean up toys.
- Feed the pets.
- Help with gardening.
- Collect and recycle bottles.
- Draw pictures and sell them.



Try doing one of these jobs this summer and see how much fun it can be to earn money!

---

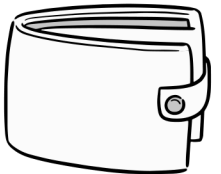



## RIDDLE

I bring music wherever I go. I keep things very cold. I have wheels. People give my driver money and he gives them treats. What am I?



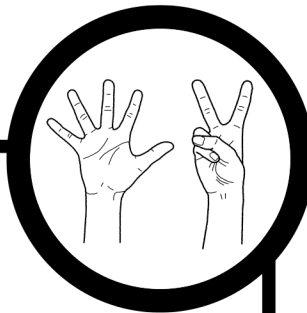
An ice cream truck!

# Trace the lines

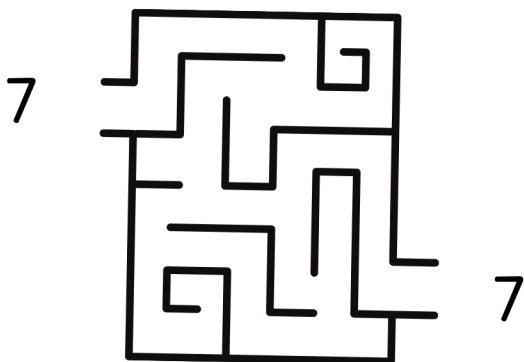
Trace the line from the money to a safe place to store it.



# NUMBERS PAGE



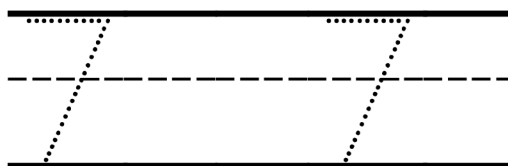
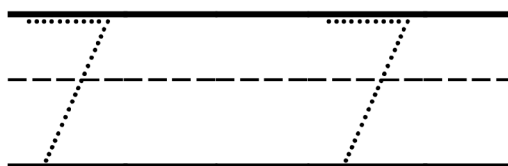
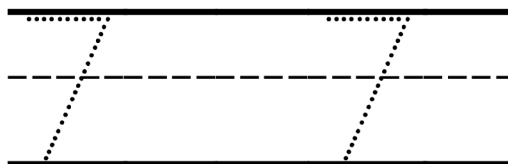
Join the numbers!



Color all the boxes with the number 7






2	1	7
7	7	5
1	7	1
7	5	2

Trace



# MAKE A BOOK

✂ Cut out along the lines. Glue or staple along the shaded area.

<p>SUMMER AT THE BEACH</p> <p>mini book</p> <p>by _____</p>	 <p>_____</p> <p>sun</p>
 <p>_____</p> <p>ball</p>	 <p>_____</p> <p>sand</p>
 <p>_____</p> <p>hat</p>	 <p>_____</p> <p>toys</p>

# LIFE ACTIVITY



## Holidays in July

**December holidays are often a time of giving gifts. To buy gifts in December, you can begin saving your money in July. Here's how to do that:**

1. Find an envelope.
2. Write a list of people on the outside of the envelope that you plan to give a gift to in December.
3. Write down how much you plan to spend on each person.
4. Add up the total amount you plan to spend.
5. Find a way to make money during the summer and fill your envelope with the amount needed.
6. Set the envelope aside until you need the money in December.

A budgeting table on a light blue background. It lists gift recipients and their costs. A snowflake icon is placed above the first row and below the total row. A gift box icon is at the bottom. The table shows a total of \$30.

MOM		\$10
DAD		\$10
SISTER		\$5
BROTHER		\$5
		<hr/>
		\$30



**Budgeting is a plan for how to use your money. You decide how much to spend and save, making sure you have enough for important things and fun activities.**

# LIFE ACTIVITY



## Learn About Work

Adults earn money by working at their jobs. They do many different things, like teaching, cooking, or fixing things. Ask two adults how they earn money and what their job is. Then, draw a picture of them doing their job!

1

2

# MONEY MATH

Add up the money in each box.



Penny = 1¢



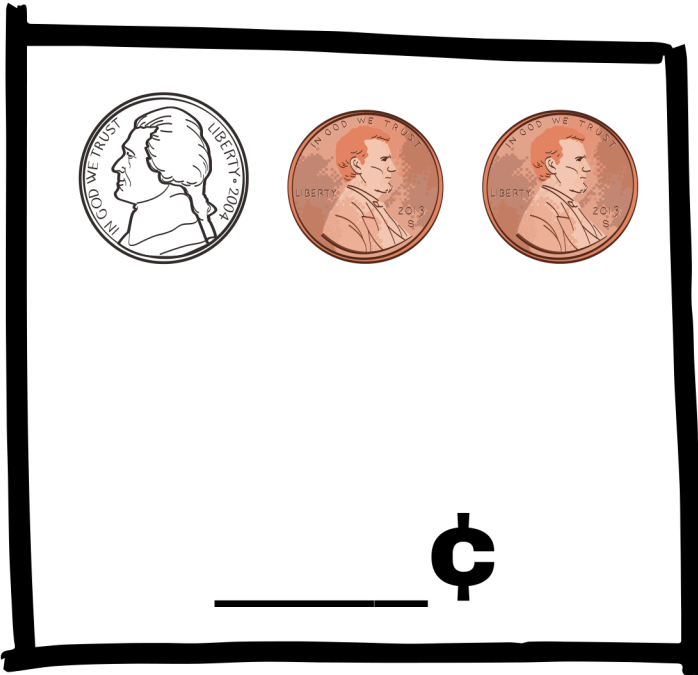
Nickel = 5¢




Dime = 10¢




Quarter = 25¢



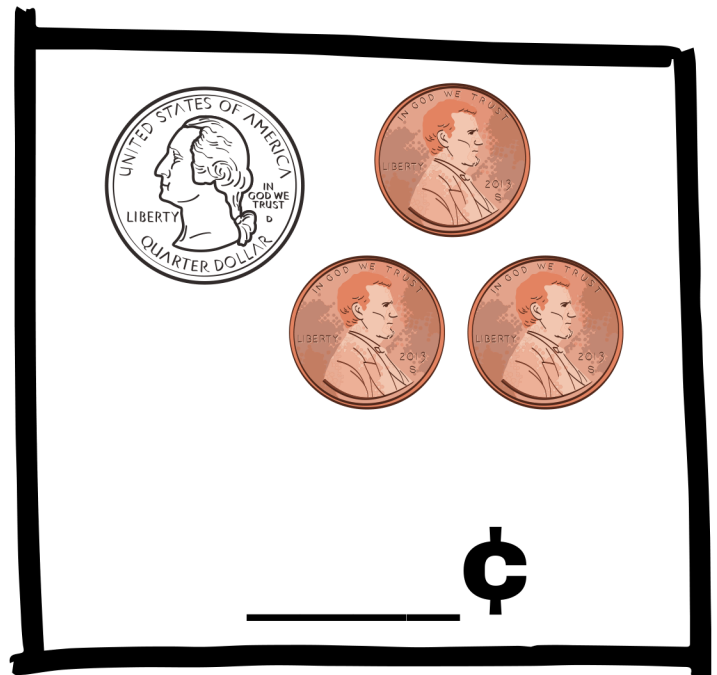
\_\_\_\_\_ ¢



\_\_\_\_\_ ¢













\_\_\_\_\_ ¢



\_\_\_\_\_ ¢

# CASH CORNER

Color and cut the cash.  
Use the cash on the next page for a pretend Garage Sale.



# PUT ON A SHOW



Put on a show for your family, friends, or neighbors. It can be a play, a puppet show, a magic show, or a concert. Create tickets using the blank ones below. Be sure to write down the day and time of the show on each ticket. Use the pretend cash on page 10, or, with an adult's permission, put on a real show where you collect real cash. If you are using pretend money (see the previous page), give some to your viewers to spend. You might also sell snacks, posters, or programs.




Excerpt from  
"Nick Frank Turns Carpentry Into Cash"

I was tired after a full day's work when I looked out the truck window and saw Cat, Emma, and Max walking up the road toward Grandpa's driveway. "Friends!" I yelled out the window and waved



We talked nonstop as we walked back to my cabin, and they filled me in on the last six weeks of their summer. "I've been staying at the Christmas tree farm with my grand parents for the last month," said Emma.

"We've been weeding, picking off cones, and getting the trees in top shape to be ready for the holidays.

"I've spent my summer pet sitting a lot of animals while their humans are on vacation," said Max. "We turned the farm into a summer camp for dogs, and it's been a whirlwind of fun!"




# BUSINESS EXERCISE



## Model a Summer Business

Color and cut out the images and set up a paper model of a summer business.



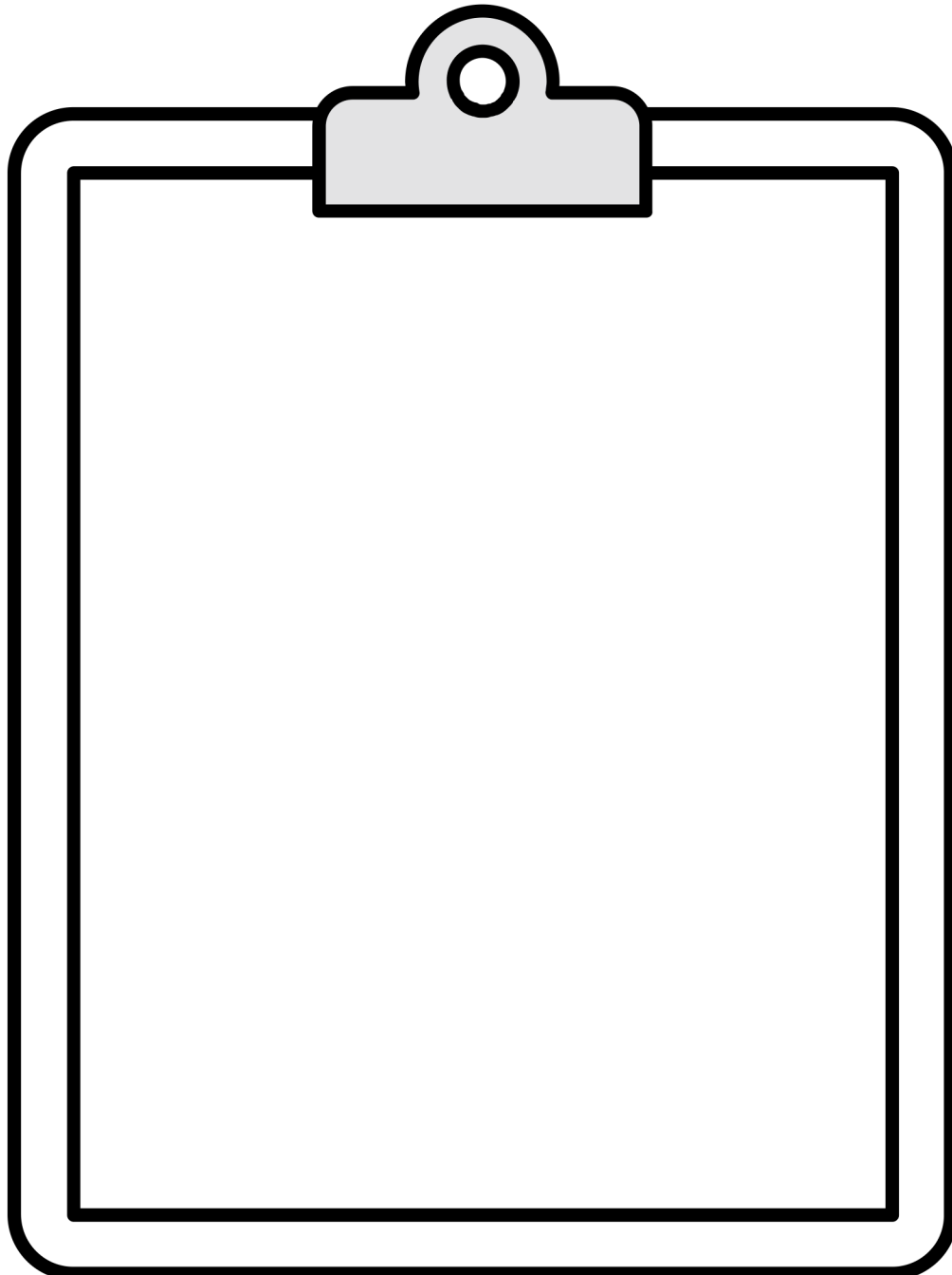
# BUSINESS EXERCISE



## Earn Money

Summer is a great time to practice earning money! You can do simple jobs like helping around the house, selling lemonade, or doing yard work. Try to find a way to earn money this month and have fun while doing it!

**Draw a picture of a way you can earn money this summer.**





# SUMMER READING CHALLENGE

Directions: Complete as many challenges listed below as you can. Color in each box as you complete it. Have fun and happy reading!

Make a list of 3 books you want to read.

Visit your local library to check out a new book.

Read aloud to a friend or family member.

Read a book about money or starting a business.

Read a book in a tent, in a fort, or under a table.

Read a book in the dark with a flashlight.

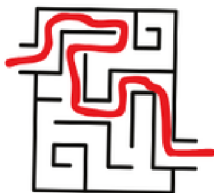
Read while eating ice cream.

Read in bed.

Read a book outside for 20 minutes.

# INSTRUCTIONAL INFORMATION & ANSWER PAGE

- 3 Read this page with your kid and discuss it.
- 4 Kids trace the dotted lines.
- 5 Kids practice writing and working with the number seven.



6 Kids trace the words and color the images. They cut along the lines of each page. Then, they can glue or staple along the shaded area to turn the pages into a book.

7 Kids start a budget envelope. They write down the names of people they plan to buy gifts for and how much they will spend per person. Once they add up the total, they will know how much money they need to earn and save in their envelope to be able to buy gifts during the holiday season.

8 Kids ask two adults how they earn money and what their job is. Next, kids draw a picture of the adults doing their jobs.

9: left to right 7, 30, 16, 28

10 Kids color and cut the cash to use on page 11.

11 Kids color and cut-out tickets to use for a real or play "show." They can give the play cash from page 10 to friends or family members to buy tickets. It is also possible to accept real cash for the show they put on.

12 Read the story with you kid.

13 Kids color and cut out the lemonade stand pieces and set up a paper model of a lemonade stand.

14 Kids draw a picture of an idea they have for making money this summer.

15 Read with your child and/or encourage them to look through a picture book independently. Kids color each square that they complete.

The Financial Literacy Standards in this packet include:

(1) The WA State Financial Education Standards for Kindergarten:

- Employment & Income (K EI)
- Spending & Saving (K SS) 4,5

(2) NFEC (PK)

- Income, Careers, Business, and Entrepreneurship Standards: Connect earning money to having a job or business. Identify different jobs and businesses that people can have.

## Stay Connected!

- **Subscribe to my monthly email list for ongoing resources and VIP products and continue your kid's financial literacy education at [TheLittleBooksOfBigBusiness.com](http://TheLittleBooksOfBigBusiness.com).**
- **If you have other ideas or ways to improve the activities shared here, please feel free to add your personal touch and share with me: [Mara@TheLittleBooksOfBigBusiness.com](mailto:Mara@TheLittleBooksOfBigBusiness.com).**

Continue the momentum!

Help your kid develop essential money management skills for life.

Order next month's Let's Play Money printable packet or subscribe monthly!

[www.TheLittleBooksOfBigBusiness.com](http://www.TheLittleBooksOfBigBusiness.com)