



WELCOME!

The Let's Play Money printable packet is designed to inspire kids' interest in financial literacy, build money knowledge and habits, and serve as a tool to spark conversations about financial topics.

Each grade-level packet is full of skill-building games, puzzles, and other interactive activities based on financial literacy standards set forth by the National Financial Educators Council, the Washington State Financial Literacy Standards, and the National Content Standards for Entrepreneurship Education.

Learning about money fosters literacy (financial literacy is tied directly to strong reading literacy), numeracy (working with numbers), and sound practices (forming good habits, planning, and strategizing). To that end, each packet offers integrated opportunities to build reading and math skills while developing financial competencies.

According to the National Financial Educators Council, kids' financial habits are set by ages 7-9. It's never too soon to talk to kids about money, and the Let's Play Money packets are here to help you start those conversations with your kids. Now is the time!

Congratulations on taking this important step!

Mara Williams

Author - The Little Books Of Big Business
 Certified Financial Literacy Educator



Don't forget to follow me & check out additional resources on my [YouTube channel!](#)



YouTube Kids



THANK YOU FOR YOUR ORDER!

This is the July **Let's Play Money printable packet for 2nd graders.**

GET STARTED

- Set up a regular schedule for Let's Play Money to build regular engagement.
- Print the Let's Play Money pages.
- Share the entire packet or offer individual pages for your kid to complete.
- Build opportunities to engage in real-life, money-oriented activities and conversations during the month.
- Go over your kid's work with them and check the answer key at the end of the packet.

CONTENTS

1	Welcome Page
2	Table of Contents
3-4	Money News
5	Fun Page
6	Make A Book
7-8	Life Activity
9	Money Math
10	Cash Corner
11	Put On A Show
12-14	Business Story & Exercises
15	Summer Reading Challenge
16	Instructional Information & Answer Page



LET'S PLAY MONEY

NEWS


DISCOVER NEW SKILLS THIS SUMMER

Summer is a great time to learn something new and exciting! Trying out new skills can be lots of fun and can help you in the future. Here are some cool things you can learn this summer:



- **Cooking:** You can help in the kitchen and learn to make simple snacks or meals. It's fun to mix ingredients and create something tasty.
- **Playing a Musical Instrument:** If you love music, try learning to play an instrument like the piano, guitar, or even a drum. It's amazing to make your own music.
- **Building Projects:** Try making simple projects like birdhouses or model cars. Using tools to build things can be very rewarding.
- **Reading:** Summer is perfect for diving into new books. Reading helps you learn new things and go on adventures through stories.
- **Riding a Bike:** If you don't know how to ride a bike yet, summer is a great time to learn. Riding a bike is fun and a good way to stay active.

Learning new skills can be exciting. Plus, the things you learn now can help you later when you grow up. Pick something new to try and discover new skills this summer.




WORK AND PLAY THIS SUMMER



Summer is a fun time to play, but did you know that some people also work during the summer? Working means doing a job to help others and sometimes earning money. There are many ways you can work this summer. You can help around the house by doing chores like cleaning your room, watering plants, or feeding pets. This is a great way to learn responsibility.

Another way to work is by babysitting younger siblings or neighbors. Playing games and keeping them safe is important work. You can also set up a lemonade stand. This is a fun way to learn about money and meet new people in your neighborhood. Pet sitting is another option. If neighbors go on vacation, you can help by taking care of their pets. Feeding, walking, and playing with pets can be a lot of fun.

Helping in the garden is a great way to work, too. You can plant flowers or vegetables and take care of them. It's amazing to see plants grow and know you helped. Working in the summer can be fun and help you learn new things. Plus, you might earn some money to save or buy something special. Enjoy your summer and try something new!



What has a hundred heads and a hundred tails?

One hundred pennies!



FUN PAGE

Cut out the conversation cards and ask your friends and family members the questions. You can answer the questions too!

FRUIT



What is your favorite fruit?

Why do you like it?

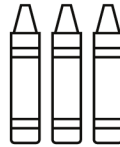
MOVIE



What is your favorite movie?

Why do you like it?

COLOR



What is your favorite color?

Why do you like it?

GAME



What is your favorite game?

Why do you like it?

ICE CREAM



What is your favorite ice cream flavor?

Why do you like it?

BOOK



What is your favorite book?

Why do you like it?

SPORT



What is your favorite sport?

Why do you like it?

SUMMER




What is your favorite summer activity?

Why do you like it?


Fill in the missing letters.



_ w i m



_ o p s i c l e



_ i c n i c



_ e a c h

MAKE A BOOK

✂ Cut out along the lines. Glue or staple along the shaded area.

<p>SUMMER FUN</p> <p>mini book</p> <p>by _____</p>	 <p>Summer is a time for fun in the sun.</p>
 <p>You can swim at the pool or beach.</p>	 <p>Picnics in the park are lots of fun.</p>
 <p>Eating ice cream keeps you cool.</p>	 <p>Watching fireworks on the 4th of July is exciting!</p>

LIFE ACTIVITY



Holidays in July

December holidays are often a time of giving gifts. To buy gifts in December, you can begin saving your money in July. Here's how to do that:

1. Find an envelope.
2. Write a list of people on the outside of the envelope that you plan to give a gift to in December.
3. Write down how much you plan to spend on each person.
4. Add up the total amount you plan to spend.
5. Find a way to make money during the summer and fill your envelope with the amount needed.
6. Set the envelope aside until you need the money in December.

A budgeting table on a light blue background. It lists recipients and their gift amounts. A snowflake icon is placed above the first two rows and below the total row. A gift box icon is at the bottom. The total amount is underlined.

MOM		\$10
DAD		\$10
SISTER		\$5
BROTHER		\$5
		<hr/>
		\$30



Budgeting is a plan for how to use your money. You decide how much to spend and save, making sure you have enough for important things and fun activities.

LIFE ACTIVITY



Summer Jobs

Kids can earn money during the summer by doing a job at home, for a trusted neighbor, or for an extended family member. Look at the lists below and put a checkmark next to work you are able to do. Add your own ideas on the blank lines. Find someone who needs your services.

Outdoor Work _____

Gardening & Weeding _____

Dog Walking _____

Car Washing _____

Fruit Picking _____

Indoor Work _____

Cooking or Baking _____

Cleaning _____

Plant Care _____

Organizing Shelves _____

Helper Work _____

Pet Sitting _____

Parent's Helper _____


Senior Helper _____

Business Helper _____


My Ideas _____

MONEY MATH


Add up how much money is in each coin holder.




¢



¢










¢



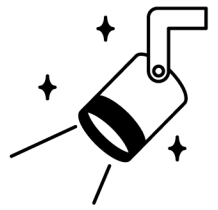
¢

CASH CORNER

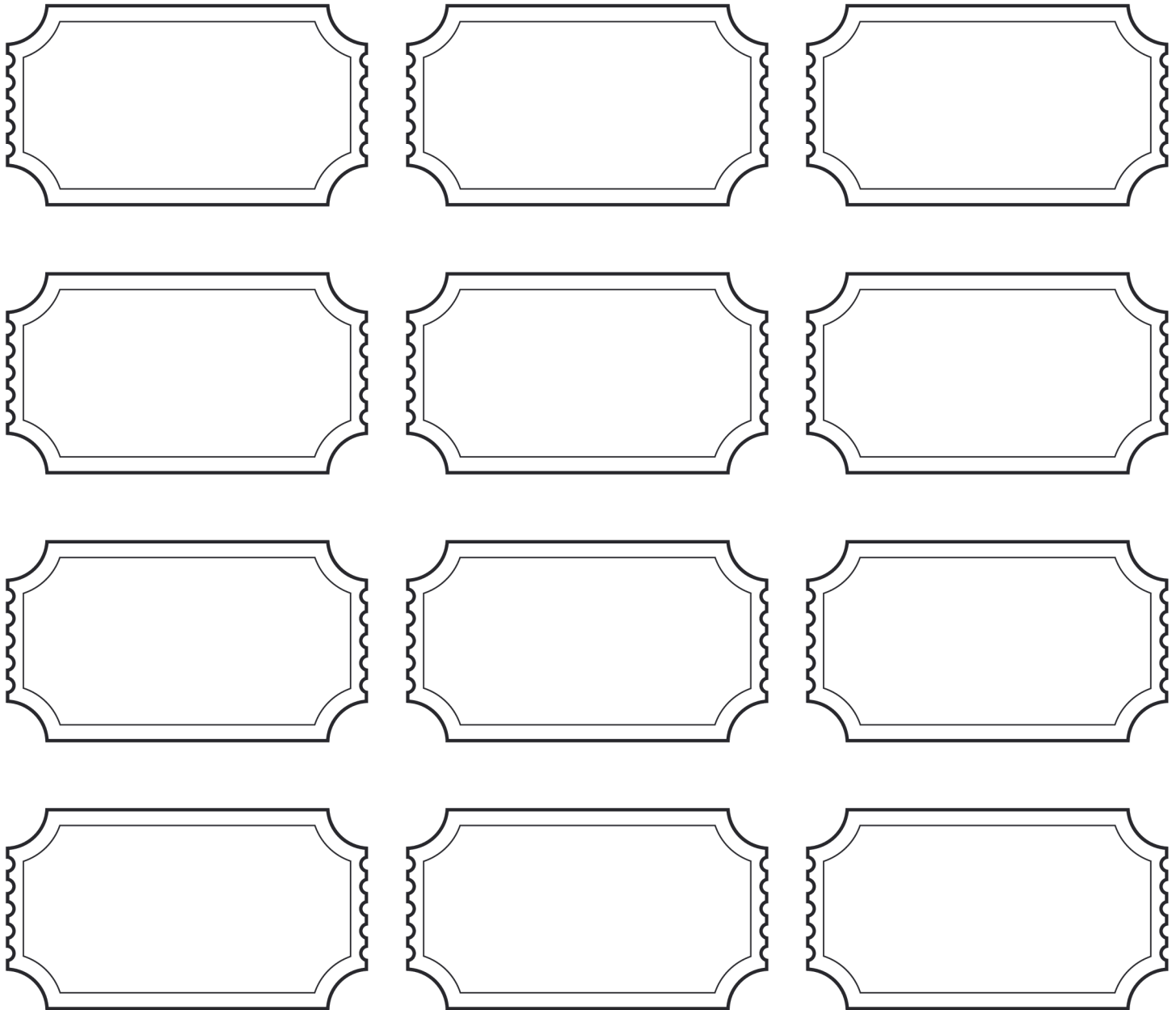
Color and cut the cash.
Use the cash on the next page to play Garage Sale.




PUT ON A SHOW



Put on a show for your family, friends, or neighbors. How about a play, a puppet show, a magic show, or a concert? Create tickets using the blank ones below. Be sure to write down the day and time of the show on each ticket. Use the pretend cash on page 10, or, with an adult's permission, put on a real show where you collect real cash. If you are using pretend money (see the previous page), give some to your viewers to spend. You might also sell snacks, posters, or programs.





Inspired by

"Nick Frank Turns Carpentry Into Cash"

While we talked, we went back to Grandpa's workshop and unloaded the wood we bought for the ice cream shop counter. Grandpa showed me the correct sandpaper to use and how to run it along the grain. We used a brush to apply a layer of stain and planned to install the counter on Saturday afternoon.



We had one final task scheduled for the day: a window installation at the community hall. The window was made of colorful stained glass that Grandpa had framed in solid oak. We drove to the hall, and I carried in the toolbox while Grandpa unloaded the window. While we were working, several of the ladies meeting downstairs heard us and came up to look.

"That reminds me," said Mrs. Woodward. "I need some help getting my window shutters and windowsill planter boxes freshened up for the summer. Would that be something you could help me with, young man?"

"Yes," I said slowly. "I could come by and do a walk-through so you could show me the project," I said professionally.

"That would be perfect," said Mrs. Woodward. "How about Tuesday at ten o'clock?" We agreed on the time, and Grandpa and I headed home. It would be my first job as a carpenter.

BUSINESS EXERCISE



Finding Customers

When we offer a service to others we need to find people or customers who need that service. Make a list of people you know who might hire you to do some work for them. Ask them what type of help they need and see if it is a job you can do.

A large, light blue spiral notebook graphic with a white page inside, intended for writing a list of potential customers.

BUSINESS EXERCISE



Learn New Skills

Learning new skills can help us make money and find work we can do. For example, we can learn how to bake cookies and sell them, or we can learn how to take care of pets and offer pet-sitting services. These new skills help us (1) do jobs that need to be done, (2) help others, and (3) earn some money.

Make a list of skills you want to learn & the job you can do once you learn the skill.

Skills

Jobs



SUMMER READING CHALLENGE

Directions: Complete as many challenges listed below as you can. Color in each box as you complete it. Have fun and happy reading!

Make a list of 3 books you want to read.

Visit your local library to check out a new book.

Read aloud to a friend or family member.

Read a book about money or starting a business.

Read a book in a tent, a fort, or under a table.

Read a book in the dark with a flashlight.

Read while eating ice cream.

Read in bed.

Read a book outside for 20 minutes.

INSTRUCTIONAL INFORMATION & ANSWER PAGE

- 3-4 Kids read the Let's Play Money newsletter. Help them plan their summer activities.
- 5 Kids cut out the conversation cards and ask family and friends the questions. Words left to right: swim, popsicle, picnic, beach
- 6 Kids trace the words and color the images. They cut along the lines of each page. Then, they can glue or staple along the shaded area to turn the pages into a book.
- 7 Kids start a budget envelope. They write down the names of people they plan to buy gifts for and how much they will spend per person. Once they add up the total, they will know how much money they need to earn and save in their envelope to buy gifts during the holiday season.
- 8 Kids put a checkmark next to the work they are able to do. They can add other ideas on the blank lines. Help them find someone who is interested in hiring them.
- 9 50¢, 25¢, 31¢, 41¢
- 10 Kids color and cut the cash to use on page 11.
- 11 Kids color and cut-out tickets to use for a real or play "show". Use the play cash from page 10 with friends or family members to put on a show or accept real cash in a real setting.
- 12 Read the business story with your kid.
- 13 Kids make a list of people they know who might hire them to do some work. They should only consider trusted friends, neighbors, or extended family members.
- 14 Kids make a list of skills they want to learn on the left side. On the right side, they write the job they can do with that skill.
- 15 Reading time can be shared with an adult, or kids can look through and/or read books independently. Kids can color each square that they complete.



Stay Connected!

- **Subscribe to my monthly email list for ongoing resources and VIP products and continue your kid's financial literacy education at TheLittleBooksOfBigBusiness.com.**
- **If you have other ideas or ways to improve the activities shared here, please feel free to add your personal touch and share with me: Mara@TheLittleBooksOfBigBusiness.com.**

Financial Literacy Standards in this packet include:

(1) The WA State Financial Education Standards for Grade 2:

- Employment & Income (2EI) 3, 4
- Spending & Saving (2SS) 4

(2) NFEC (Grade 2):

- Income, Careers, Business, and Entrepreneurship Standards:
Identify jobs that align with personal interests and strengths.
Discover jobs and tasks that can be done at home to help out and earn money now.

Continue the momentum!

Help kids develop essential money management skills for life.

Order next month's Let's Play Money printable packet or subscribe monthly!

www.TheLittleBooksOfBigBusiness.com