



# WELCOME!

The Let's Play Money printable packet is designed to inspire kids' interest in financial literacy, build money knowledge and habits, and serve as a tool to spark conversations about financial topics.

Each grade-level packet is full of skill-building games, puzzles, and other interactive activities based on financial literacy standards set forth by the National Financial Educators Council, the Washington State Financial Literacy Standards, and the National Content Standards for Entrepreneurship Education.

Learning about money fosters literacy (financial literacy is tied directly to strong reading literacy), numeracy (working with numbers), and sound practices (forming good habits, planning, and strategizing). To that end, each packet offers integrated opportunities to build reading and math skills while developing financial competencies.

According to the National Financial Educators Council, kids' financial habits are set by ages 7-9. It's never too soon to talk to kids about money, and the Let's Play Money packets are here to help you start those conversations with your kids. Now is the time!

Congratulations on taking this important step!

*Mara Williams*

Author - The Little Books Of Big Business  
 Certified Financial Literacy Educator



**Don't forget to follow me & check out additional resources on my [YouTube channel!](#)**



**YouTube Kids**



# THANK YOU FOR YOUR ORDER!

**This is the July **Let's Play Money** printable packet for 1st graders.**

## GET STARTED

- Set up a regular schedule for Let's Play Money to build regular engagement.
- Print the Let's Play Money pages.
- Share the entire packet or offer individual pages for your kid to complete.
- Build opportunities to engage in real-life, money-oriented activities and conversations during the month.
- Go over your kid's work with them and check the answer key at the end of the packet.

## CONTENTS

1	Welcome Page
2	Table of Contents
3-4	Money News
5	Fun Page
6	Make A Book
7-8	Life Activity
9	Money Math
10	Cash Corner
11	Put On A Show
12-14	Business Story & Exercises
15	Summer Reading Challenge
16	Instructional Information & Answer Page



# LET'S PLAY MONEY



## SUMMER JOBS



A "summer job" is when kids or grown-ups work during the summer. They do this to earn money and learn new things.

For example, some people might work at an ice cream shop, a camp, or help in a garden. They might scoop ice cream, play games with kids, or water plants.


Summer jobs are interesting because you can meet new people and try new activities. You can also save the money you earn for something special, like a new toy or a trip.

---

## RIDDLE


What did the duck say after he went shopping?

Put it on my bill!



## SUMMER SKILLS FOR KIDS

This summer, you can have fun and learn a new skill that might help you in the future. A skill is something you get better at with practice.



For example, you can learn to:

- Cook: Help make simple snacks or meals.
- Garden: Plant flowers or vegetables and take care of them.
- Paint or Draw: Create beautiful pictures.
- Read: Enjoy many books and tell stories.

These skills can be useful later if you want to work or volunteer to help people. Write down which skill you want to learn.

I want to learn how to:



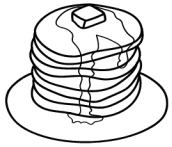
---



# FUN PAGE

Cut out the conversation cards and ask your friends and family members the questions. You can answer the questions too!

## BREAKFAST



What do you like to eat for breakfast?

## TOY



What is your favorite toy or stuffed animal?

## DESSERT



What is your favorite dessert?

## OUTDOORS



What do you like to do outdoors?

## FUNNY



What makes you laugh?

## BOOK



What is your favorite book?

## ANIMALS





What is your favorite animal?

## SONG



What is your favorite song?

Trace the word and color the images.








\_\_\_\_\_

summer

\_\_\_\_\_

# MAKE A BOOK

✂ Cut out along the lines. Glue or staple along the shaded area.

<p>SUMMER FUN</p> <p>mini book</p> <p>by _____</p>	 <p>July 4th</p>
 <p>bike</p>	 <p>ice cream</p>
 <p>picnic</p>	 <p>swim</p>

# LIFE ACTIVITY



## Holidays In July

**December holidays are often a time of giving gifts. To buy gifts in December, you can begin saving your money in July. Here's how to do that:**

1. Find an envelope.
2. Write a list of people on the outside of the envelope that you plan to give a gift to in December.
3. Write down how much you plan to spend on each person.
4. Add up the total amount you plan to spend.
5. Find a way to make money during the summer and fill your envelope with the amount needed.
6. Set the envelope aside until you need the money in December.

A light blue envelope with a white border. On the front, there is a list of names and amounts. A snowflake icon is positioned above the list, and another snowflake icon is to the left of the total amount. At the bottom of the envelope, there is a simple line drawing of a gift box with a ribbon.

MOM	\$10
DAD	\$10
SISTER	\$5
BROTHER	\$5
	<hr/>
	\$30

**Budgeting is a plan for how to use your money. You decide how much to spend and save, making sure you have enough for important things and fun activities**

# LIFE ACTIVITY

## Build Your Skills



Identify a job that you can do at home to help out the family. Learn how to do something new so you can build your skills.

**Check off each skill you will learn or have learned how to do. There is also space to write in an additional skill you learn this summer.**



Cook breakfast or dinner.



Help with the laundry.



Work in the yard.



Clean something in the house.


\_\_\_\_\_  
New Skill

# MONEY MATH

People use different types of tools in their jobs. Add up the cost of each tool.




\$ \_\_\_\_\_



\$ \_\_\_\_\_



\$ \_\_\_\_\_









\$ \_\_\_\_\_



\$ \_\_\_\_\_

# CASH CORNER

Color and cut the cash.  
Use the cash on the next page for a pretend Garage Sale.



# PUT ON A SHOW




Put on a show for your family, friends or neighbors. How about a play, a puppet show, a magic show or a concert? Create tickets using the blank ones below. Be sure to write down the day and time of the show on each ticket. Use the pretend cash on page 10, or, with an adult's permission, put on a real show where you collect real cash. If you are using pretend money (see the previous page), give some to your viewers to spend. You might also sell snacks, posters or programs.


# BUSINESS STORY



Excerpt From  
"Nick Frank Turns Carpentry Into Cash"



Over the weekend, Grandpa and I got busy on the sign. Mr. Martinez had a large piece of wood that we were able to use. After cutting it to the correct size and sanding it smooth, we painted the wood a bright sea blue color and used dark blue paint to spell out Gift Shop.






On Monday, Grandpa went to town, and on his return ferry ride, Maria and I stood on the front porch of the gift shop holding the sign. From the passenger deck of the ferry, Grandpa waved at us and then motioned us to move a little to the left. Maria and I carefully shifted left and saw Grandpa give us a thumbs up. Having worked together to find the most visible location for the sign, we set it down and waited for Grandpa to drive off the ferry so he could come help us install it.

# BUSINESS EXERCISE

## Tools



It takes practice to learn how to use tools. Match the tools below to the worker.



# BUSINESS EXERCISE



## Main Street Coloring

Color the businesses on Main Street.





# SUMMER READING CHALLENGE

Directions: Complete as many challenges listed below as you can. Color in each box as you complete it. Have fun and happy reading!

Make a list of 3 books you want to read.

Visit your local library to check out a new book.

Read aloud to a friend or family member.

Read a book about money or starting a business.

Read a book in a tent, a fort or under a table.

Read a book in the dark with a flashlight.

Read while eating ice cream.

Read in bed.

Read a book outside for 20 minutes.

# INSTRUCTIONAL INFORMATION & ANSWER PAGE

3-4 Kids read the Let's Play Money newsletter. Encourage them to think about their summer plans.

5 Kids cut out the conversation cards and ask family and friends the questions. They can trace the vocabulary word.

6 Kids trace the words and color the images. They cut along the lines of each page. Then, they can glue or staple along the shaded area to turn the pages into a book.

7 Kids start a budget envelope. They write down the names of people they plan to buy gifts for and how much they will spend per person. Once they add up the total, they will know how much money they need to earn and save in their envelope to buy gifts during the holiday season.

8 Kids identify the skills they have learned and can write in a new skill they have learned.

9 \$1.50, \$1, \$1.30, \$1.26, \$5.25

10 Kids color and cut the cash to use on page 11.

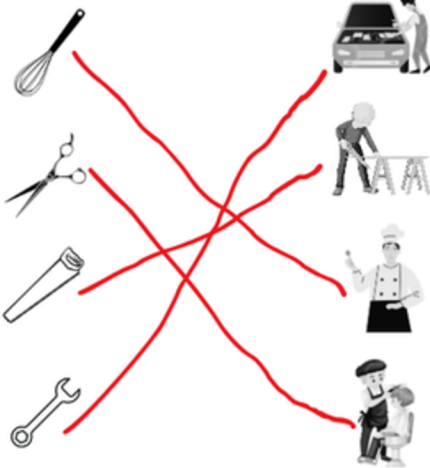
11 Kids color and cut-out tickets to use for a real or play "show." They can give the play cash from page 10 to friends or family members to buy tickets. It is also possible to accept real cash for the show they put on.

12 Read the business story with your kid.

14 Kids color the businesses.

15 Reading time can be shared with an adult or kids can look through and/or read books independently. Kids can color each square that they complete.

13



## Stay Connected!

Financial Literacy Standards in this packet include:

(1) The WA State Financial Education Standards for Grade 1:

- Income & Employment (IE 1) 1,2,3
- Spending & Saving (SS 1) 2,3

(2) NFEC (Grade 1):

- Income, Careers, Business, and Entrepreneurship Standards:  
Compare how jobs and businesses can make things or perform a service. Identify jobs that are interesting based on personal interests. Identify jobs that can be done at home to help out the family.

- **Subscribe to my monthly email list for ongoing resources and VIP products and continue your kid's financial literacy education at [TheLittleBooksOfBigBusiness.com](http://TheLittleBooksOfBigBusiness.com).**

- **If you have other ideas or ways to improve the activities shared here, please feel free to add your personal touch and share with me: [Mara@TheLittleBooksOfBigBusiness.com](mailto:Mara@TheLittleBooksOfBigBusiness.com).**

Continue the momentum!

Help kids develop essential money management skills for life.

Order next month's Let's Play Money printable packet or subscribe monthly!

[www.TheLittleBooksOfBigBusiness.com](http://www.TheLittleBooksOfBigBusiness.com)