



WELCOME!

Let's Play Money
Preschool/Kindergarten (PK)

The Let's Play Money printable packet is designed to inspire kids' interest in financial literacy, build money knowledge and habits, and serve as a tool to spark conversations about financial topics.

Each grade-level packet is full of skill-building games, puzzles, and other interactive activities based on financial literacy standards set forth by the National Financial Educators Council, the Washington State Financial Literacy Standards, and the National Content Standards for Entrepreneurship Education.

Learning about money fosters literacy (financial literacy is tied directly to strong reading literacy), numeracy (working with numbers), and sound practices (forming good habits, planning, and strategizing). To that end, each packet offers integrated opportunities to build reading and math skills while developing financial competencies.

According to the National Financial Educators Council, kids' financial habits are set by ages 7-9. It's never too soon to talk to kids about money, and the Let's Play Money packets are here to help you start those conversations with your kids. Now is the time!

Congratulations on taking this important step!

Mara Williams

Author - The Little Books Of Big Business
Certified Financial Literacy Educator



Don't forget to follow me & check out additional resources on my [YouTube channel!](#)





THANK YOU FOR YOUR ORDER!

This is the January **Let's Play Money printable packet for **Preschool/Kindergarten (PK)**.**

GET STARTED

- Set up a regular schedule for Let's Play Money to build regular engagement.
- Print the Let's Play Money pages.
- Share the entire packet or offer individual pages for your kid to complete.
- Build opportunities to engage in real-life, money-oriented activities and conversations during the month.
- Go over your kid's work with them and check the answer key at the end of the packet.

C O N T E N T S

1	Welcome Page
2	Table of Contents
3-4	Money Activities
5	Numbers Page
6	Color
7-8	Life Activity
9	Money Math
10	Count the Cash
11-13	Business Story & Exercises
14	Jobs Game
15	Instructional Information & Answer Page



THE LITTLE BOOKS OF BIG BUSINESS
LET'S PLAY MONEY

Color & Count

1



2







3



4




5



DEPOSIT MONEY IN THE BANK

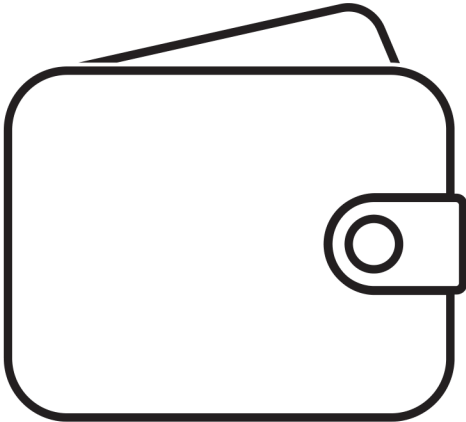
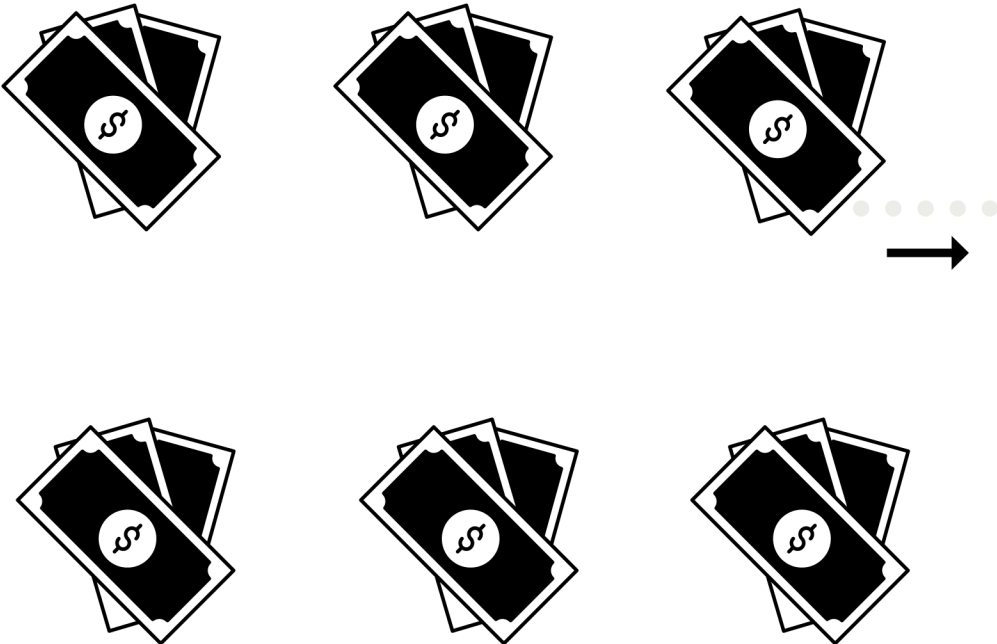
Draw a line from each stack of money to the bank.

BANK



KEEP MONEY SAFE IN A WALLET




Draw a line from each stack of money to the wallet.






WALLET

NUMBERS PAGE


Trace the number, color the money, and circle the matching number(s).

	
	1 4 5 3 1 1

	
	2 4 2 7 2

COLOR

Color the dog named Penny.











LIFE ACTIVITY



This "life activity" develops skills and builds strategic thinking.

Shopping Trip

Color all & circle items you can buy at the store.



LIFE ACTIVITY




How much does it cost?

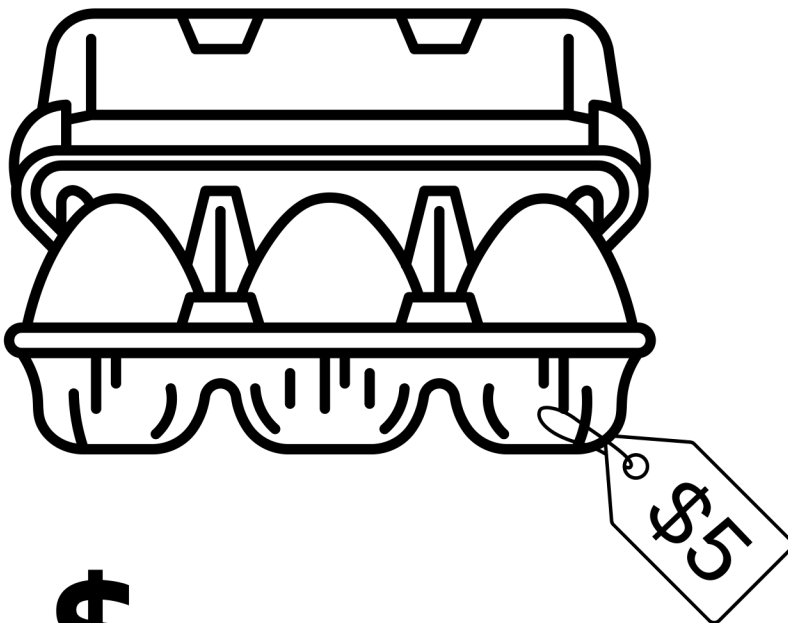
Find the price tag & write the price of each item. Color.




\$ _____



\$ _____




\$ _____




\$ _____

MONEY MATH

Calculate the total.








1



+ 5

COUNT THE CASH

Color and count the cash.
Ask your grown-up for help with cutting out the bills.





Emma Mason Turns Paperwork Into A Profit

Read aloud these excerpts
from "Emma Mason."

Over the holiday break, I spent most of my time at my grandparents' house. They live on a Christmas tree farm. Grandpa spends the year tending the trees on the farm, and the day after Thanksgiving, he opens for business.



My grandma makes Christmas stockings, Christmas tree skirts, and decorative pillows.



My name is Emma Mason, and I help people with their money paperwork. This is called bookkeeping.




BUSINESS EXERCISE




How do they make money?

Color and discuss.

Farmer



Seamstress



Bookkeeper



EARN MONEY



Draw pictures of jobs or businesses that people do to earn money.

JOBS GAME


Act out each of these different kinds of jobs.
Then, think of other jobs and act those out.
Have a friend guess what job you are doing.




Postal Worker



Garbage Collector



Chef



Veterinarian

INSTRUCTIONAL INFORMATION & ANSWER PAGE

- 3 Color & Count - Introduce kids to financial images & symbols.
- 4 Draw arrows from money images to safe financial holding spots.
- 5 Introduce the idea that forms of currency (money) are associated with numbers. For example, you can have 1 penny (1 cent) or one dollar bill (\$1).
- 6 Color
- 7 Life Activity: build awareness of things that we buy with money.
- 8 Life Activity: build awareness of prices. Extend the life activity by looking at prices in stores.
- 9 Money Math - \$6 Practice adding numbers and currency. The totals are the same in this example.
- 10 Count the Cash - \$8; supervise and help your kid cut out the bills.
- 11-12 Business Story - Read and discuss how the characters in the story make money.
- 13 Draw pictures of jobs or businesses - build awareness of how to earn money.
- 14 Game - encourage your kid to act out the jobs on the squares. They can do the activity as charades or dress up with a friend. What other jobs or businesses can they think of to act out?

Financial Literacy Standards in this packet include:

(1) The WA State Financial Education Standards for Kindergarten:

- Spending & Saving (KSS 4,5,6)
- Employment & Income (KE 1)
- Risk Management (KRM 1,2)
- Financial Decisions Making (KFD)

(2) NFEC (PK)

- Financial Psychology Standards: Identify the difference between needs and wants and explain that both needs and wants cost money. Model numbers from 1-10, using dollar bills.
- Income, Careers, Business, and Entrepreneurship Standards: Connect earning money to having a job or business. Identify different jobs and businesses that people can have.

Stay Connected!

- **Subscribe to our monthly email list for ongoing resources and VIP products and continue your kid's financial literacy education at TheLittleBooksOfBigBusiness.com.**
- **If you have other ideas or ways to improve the activities shared here, please feel free to add your personal touch and share with me: Mara@TheLittleBooksOfBigBusiness.com.**

Continue the momentum!

Help your kid develop essential money management skills for life.

Order next month's Let's Play Money printable packet or subscribe monthly!

www.TheLittleBooksOfBigBusiness.com