



WELCOME!

The Let's Play Money printable packet is designed to inspire kids' interest in financial literacy, build money knowledge and habits, and serve as a tool to spark conversations about financial topics.

Each grade-level packet is full of skill-building games, puzzles, and other interactive activities based on financial literacy standards set forth by the National Financial Educators Council, the Washington State Financial Literacy Standards, and the National Content Standards for Entrepreneurship Education.

Learning about money fosters literacy (financial literacy is tied directly to strong reading literacy), numeracy (working with numbers), and sound practices (forming good habits, planning, and strategizing). To that end, each packet offers integrated opportunities to build reading and math skills while developing financial competencies.

According to the National Financial Educators Council, kids' financial habits are set by ages 7-9. It's never too soon to talk to kids about money, and the Let's Play Money packets are here to help you start those conversations with your kids. Now is the time!

Congratulations on taking this important step!

Mara Williams

Author - The Little Books Of Big Business
 Certified Financial Literacy Educator



Don't forget to follow me & check out additional resources on my [YouTube channel!](#)



YouTube Kids



THANK YOU FOR YOUR ORDER!

This is the February **Let's Play Money printable packet for 6th graders.**

GET STARTED

- Set up a regular schedule for Let's Play Money to build regular engagement.
- Print the Let's Play Money pages.
- Share the entire packet or offer individual pages for your kid to complete.
- Build opportunities to engage in real-life, money-oriented activities and conversations during the month.
- Go over your kid's work with them and check the answer key at the end of the packet.

CONTENTS

1	Welcome Page
2	Table of Contents
3-4	Money News
5	Fun Page
6	Bookmarks
7-8	Life Activity
9	Money Math
10	Cash Corner
11	Pop-Up Shop
12-14	Business Story & Exercises
15	I Spy Coins Game
16	Instructional Information & Answer Pages




LET'S PLAY MONEY

NEWS

VALENTINE'S DAY = BILLIONS \$


This year, Americans are expected to spend an estimated \$26 billion celebrating Valentine's Day, more than \$190 per person.




According to the Society of American Florists, Valentine's Day accounts for 30% of all holiday flower purchases, beating out Christmas, Mother's Day, and Thanksgiving. In fact, approximately 250 million roses are grown each year just for Valentine's Day.

VALENTINE'S DAY STATISTICS

- A whopping 145 million Valentine's Day cards are exchanged every February 14.
- Candy and flowers might be some of the most common gifts for Valentine's Day, but the category that we typically spend the most on for February 14 is jewelry, at a whopping \$5.5 billion in 2023!
- Valentine's Day is the dream time for sweet tooths as a surprising \$2.2 billion is spent on candy.




FREE OR LOW COST IDEAS



Handmade Card



Coupons



Homemade Meal

\$1 BILL - GEORGE WASHINGTON



It wasn't until the Federal Reserve Act of 1913 that currency became standardized for the country's economic stability. By then much of the design components of the \$1 bill were already set in place – its color, borders, phraseology – as they had long been in use. As one of the oldest U.S. currency designs still being used today, the \$1 bill features an image of George Washington (based on Gilbert Stuart's Athenaeum Portrait) on the obverse (the front), while the reverse shows the Great Seal of the United States.

\$5 BILL - ABRAHAM LINCOLN


Before Abraham Lincoln's portrait first debuted on the \$5 bill in 1914, seven other men secured a transitory spot on the denomination, ranging from Alexander Hamilton and Chief Onepapa to James Garfield. Starting in 1928, Lincoln has been the face of the bill, which features the Lincoln Memorial on the reverse side.

The bill's most current image of Lincoln is based on Mathew Brady's portrait of the president in 1864. In 2008, the \$5 bill debuted its new high-tech redesign. Its new front includes the use of the color purple, an imprint of The Great Seal of the United States to the right of Lincoln's face, and a band of stars. Among the security features on the back of the bill, a bold purple "5" watermark at the bottom right stands out most conspicuously along with a sprinkle of yellow 5s to the top right.

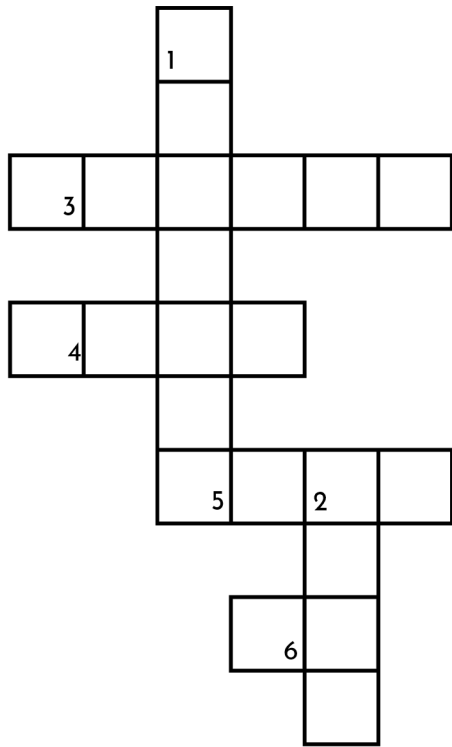
<https://www.biography.com/political-figures/historical-figures-on-us-money>



★ **HAPPY** ★
PRESIDENTS DAY



FUN PAGE



CROSSWORD

DOWN

1. When a person is at their job, they are described as doing what?


2. The part of the earth that is not covered by water

3. What a long-term professional working path is called

4. To connect two parts together

5. Yellow, precious metal used to make jewelry and coins

6. He switched the radio from off to ...



What do you call sweets that can keep a beat?

Candy rappers





BIG WORD, LITTLE WORDS

Write down all the little words you can make from this big word.

EMPLOYMENT

BOOKMARKS

Color and cut out these to use or give as gifts.
Optional: Glue each bookmark to a piece of construction paper.



LIFE ACTIVITY



Career Preparation

A career is a long-term professional journey you may follow based on your interests. As you set career goals, you may require a certain level of education or training to achieve these goals.

Make a list of careers that interest you and use the Occupational Outlook Handbook (www.bls.gov/ooH) to look up the entry level of education or training needed for that career.



Career Interest

Level of Education

Career Interest	Level of Education
Teacher	Bachelor's degree

LIFE ACTIVITY

Higher Education



Higher education is learning beyond high school, usually at a college or university or training program. Identify higher education opportunities that are near you. Ask an adult to help you or research online to fill in the blanks below.

The high school(s) near me that have a skills center, career training program, or career-related classes are:

The high schools in my area that offer college classes or credits through special programs are:

The closest community college(s) to me is:

The closest vocational or technical college near me is:

The closest public university to me is:



MONEY MATH

Cost of Credits

A bachelor's degree is typically 180 quarter credits that are earned over 4 years (based on the quarter system). Some of those credits can be earned in high school, some at a community college and some at a 4-year college. Calculate how much the credits cost in each school for one year. (Samples are based on in-state tuition rates and don't include housing expenses (not actual numbers, be sure to look up college rates in your area).

Public High School (Running Start or College Credits earned)

1 Credit = \$0

Calculate 1 school year of credits (45 credits x \$0)

ABC Community College

1 Credit = \$125

Calculate 1 school year of credits (45 credits x \$125)




Public University or State College

1 Credit = \$285

Calculate 1 school year of credits (45 credits x \$285)

CASH CORNER








Color and cut out the cash.
Use the cash on the next page for a pretend Pop-up Shop.



POP-UP CANDY SHOP

Start a Pop-up Candy Shop. Color and cut out the items on this page and sell the items in your stand. Decide how much each item costs. Make more products by printing extra pages or designing your own. Give some money to your customer to spend. (Use the cash on the previous page.) Keep some money in an envelope or cash register to give back change.

BOX OF CANDY



BUSINESS STORY



Inspired by The Little Books Of Big Business

Mr. Adams owns the Blue Moon Cafe on Main Street. He opened the cafe twenty years ago when he saw a need in town for a restaurant that could serve good food at a fair price.

He can't run the cafe by himself so he has a staff of workers who keep the restaurant running. Cindy and Erin are servers who take orders from customers and serve the food hot, as soon as it comes from the kitchen. Cindy and Erin work fast, but the cafe has gotten so busy that Mr. Adams is going to hire a part-time server to help things run smoothly.



His son Jason runs the kitchen. He orders the food and plans out the menu. Jason cooks breakfast and lunch Monday through Saturday and Mr. Adams cooks dinners each night and makes a big buffet for breakfast and lunch on Sundays.

Tony, Sarah, and Jamie work part-time as dishwashers. When the servers bring the dirty plates to the kitchen, they load them up in the dishwasher. They also wash all the pots and pans by hand. Jamie is starting track season soon and won't be able to work with his full schedule. On Monday, he gave Mr. Adams his two-week notice that he will leave his job.

Evelyn has been working on Saturdays and Sundays as a hostess. When customers come in the front door, she greets them and walks them to an empty table. Evelyn is changing jobs in two weeks. She has been going to school to learn how to be a dental assistant. She is excited to step into a new career path. Mr. Adams has a sign up on the window looking for additional help.

BUSINESS EXERCISE

Job Application



Mr. Adams at the Blue Moon Cafe is hiring a server, a front desk host and a dishwasher. All of the jobs are part-time. Practice filling out the job application and chose which job you are applying for.

Job Application Form

Blue Moon Cafe

Date of Application	Position	Employment Type
		<input type="checkbox"/> Full-Time <input type="checkbox"/> Part-Time

Personal Information

Full Name		
Address		
Phone	Email	DoB
Able to drive	<input type="checkbox"/> No <input type="checkbox"/> Yes	Years of work experience

Educational Background

School	Year of Graduation	Grade	City

Employment History

Company	Position	Years Worked	Skills

Skills & Training

Skill & Training Achievement(s)	Level	Year	School

EARN MONEY



Job References

Job references are people who know you and can tell an employer positive things about you. They help potential employers form a picture of what you're like to work with, what your strengths and skills are, and ultimately why you're the best person for the job.

Write down three people you could ask for a job reference.

Note: They cannot be family members. In a real-life setting you would need to provide a phone number or email for them. Would you be able to get that information?

Ideas: Neighbors, teachers, youth advisors, coaches, family friends, and former employers

1.












2.

3.

When it comes time to provide a job reference, be sure to contact the people above so they are aware they might be receiving a phone call. While you can't tell them what to say, this will give them more time to consider what to say about you and to be prepared.

I SPY COINS

There are ten types of items that relate to money. Color each set as you find them. Write the number of each type in the boxes.

INSTRUCTIONAL INFORMATION & ANSWER PAGE

3-4 Money News - Kids learn about money through stories. Let kids read the Let's Play Money newsletter and ask open-ended questions such as: What do you think about that? How does this impact you or our family? What action steps or changes do you think could be made?

5 Small words (more may exist) men, met, toy, top, pot, pen, elm, ten, yen, net, lot, ply, pet, type, meet, temp, yelp, pole, note



6 Color & cut. Add cardstock layer behind & give as a gift.

7 With adult support, use the Occupational Outlook Handbook (www.bls.gov/ooh) to look up the entry level of education or training needed for careers.

8 Identify higher education opportunities right around you. This builds awareness of opportunities that may be available early (in high school) & confidence about higher education. Bonus idea: Take a visit to a local campus.

9 \$0, \$5,625, \$12,825 Build strategic awareness that college costs vary. This exercise can be expanded to look up the costs of other colleges both private and out of state.

10 Kids color and cut the cash to use on page 11.


11 Kids color and cut out items for a pretend pop-up candy shop. They give the play cash from page 10 to friends or family members to buy items. They keep some cash to use as change.

12 Read

13 Complete sample job application. See how much you can fill out & discover what you need to build (education, experience, etc) to round out the application. Option: Fill out with what education & experience you want to have in the future.

14 Write names of references. Discuss: What might they say about you? What jobs or activities have you done that would give them something specific to say. Have you done work for them? Volunteered to help them with something? If there are not 3 references now, how can you add a person to your list?

15



Financial Literacy Standards in this packet include:

(1) The WA State Financial Education Standards for Grade 6:

- Spending & Saving (6SS)
- Employment & Income (6EI 3,4)
- Financial Decisions Making (6FD 1,2,13,14)

(2) NFEC (Grade 6):

- Income, Careers, Business, and Entrepreneurship Standards:
Explain how a job is different from a career and how preparing for a career has various costs, but also has expected financial return.

Stay Connected!

- **Subscribe to my monthly email list for ongoing resources and VIP products and continue your kid's financial literacy education at TheLittleBooksOfBigBusiness.com.**

- **If you have other ideas or ways to improve the activities shared here, please feel free to add your personal touch and share with me: Mara@TheLittleBooksOfBigBusiness.com.**

Continue the momentum!

Help kids develop essential money management skills for life.

Order next month's Let's Play Money printable packet or subscribe monthly!

www.TheLittleBooksOfBigBusiness.com