



WELCOME!

The Let's Play Money printable packet is designed to inspire kids' interest in financial literacy, build money knowledge and habits, and serve as a tool to spark conversations about financial topics.

Each grade-level packet is full of skill-building games, puzzles, and other interactive activities based on financial literacy standards set forth by the National Financial Educators Council, the Washington State Financial Literacy Standards, and the National Content Standards for Entrepreneurship Education.

Learning about money fosters literacy (financial literacy is tied directly to strong reading literacy), numeracy (working with numbers), and sound practices (forming good habits, planning, and strategizing). To that end, each packet offers integrated opportunities to build reading and math skills while developing financial competencies.

According to the National Financial Educators Council, kids' financial habits are set by ages 7-9. It's never too soon to talk to kids about money, and the Let's Play Money packets are here to help you start those conversations with your kids. Now is the time!

Congratulations on taking this important step!

Mara Williams

Author - The Little Books Of Big Business
 Certified Financial Literacy Educator



Don't forget to follow me & check out additional resources on my [YouTube channel!](#)



Facebook



Instagram



YouTube Parents



YouTube Kids



THANK YOU FOR YOUR ORDER!

This is the January **Let's Play Money printable packet for 2nd graders.**

GET STARTED

- Set up a regular schedule for Let's Play Money to build regular engagement.
- Print the Let's Play Money pages.
- Share the entire packet or offer individual pages for your kid to complete.
- Build opportunities to engage in real-life, money-oriented activities and conversations during the month.
- Go over your kid's work with them and check the answer key at the end of the packet.

CONTENTS

1	Welcome Page
2	Table of Contents
3-4	"Money News"
5	Fun Page
6	Color
7-8	Life Activity
9-10	Money Math
11	Cut & Count Cash
12-14	Business Story & Exercises
15	Matching Game
16	Instructional Information & Answer Page

Supplies Needed



LET'S PLAY MONEY

LIFESTYLE

A lifestyle is the way we live our days and the choices we make about what we need and want.

We all have needs, like food and warm clothes, but the things we want can be different. Some people might want to spend their weekends being outdoors, while others might be happier to spend their weekend time going to movies or being in their town or city. Some use their free time to listen to music; others may enjoy playing sports.

Some might like buying lots of small things, and others might want to save money for one big thing. Each choice a person makes defines their lifestyle. Our lifestyles are a mix of what we need and what we want, and it's okay for everyone to make different choices.

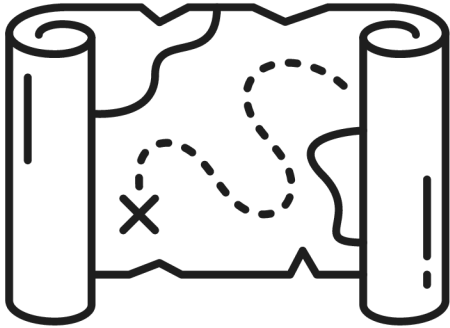


ATTITUDE

People have different attitudes about money. An attitude is a feeling or way of thinking about something.



GOALS



Setting goals is like creating a plan for the life we want to have. It's like deciding what we want to do and how we want to live. Goals can help us figure out how much money we need to make those dreams come true. Some people might have a goal to learn new things, like playing a musical instrument, and they might need money for lessons. Others might dream of traveling to exciting places, so they set goals to save

money for their adventures. Just like building with colorful blocks, setting goals helps us put the pieces together to make our dreams real. So, making goals is like having a treasure map to find the life we want to live!

OLD STUFF

Think about an item you really wanted in the past. Maybe this is a toy or a game. You really wanted it for your last birthday, but now you don't use or play with it.


We can think about why we wanted it and how we felt about getting it. But over time, feelings change.

Once we are done with something, what happens to our old stuff? Can we use it again even though it isn't brand new and shiny? Can we share it with others so they can find joy in it too?

Take a moment, think about those old wants. Do you want the same things now or have your wants changed? How do your feelings help you make choices about how to spend and save your money?

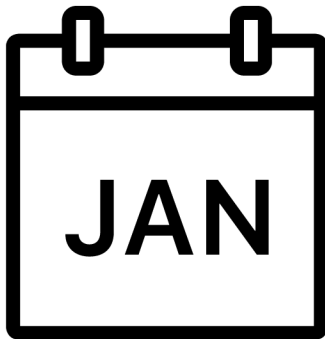


FUN PAGE



TRY & FIND

- | | |
|---------|-----------|
| DIME | LIFESTYLE |
| PENNY | SAVINGS |
| QUARTER | GOALS |
| NICKEL | BANK |
| DOLLAR | MONEY |
| WANTS | CASH |
| NEEDS | COINS |



What did one snowman say to the other?

Do you smell carrots?

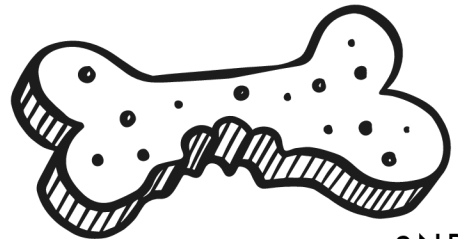



BIG WORD, LITTLE WORDS

Write down all the little words you can make from this big word.

PAPERWORK

COLOR




LIFE ACTIVITY



This "life activity" develops skills and builds strategic thinking.

What costs money?

✓ Things all around us cost money.
Make a checkmark next to items your family buys with money.



Groceries



Movies



Electricity



Yard Work



Birthday Presents



Books



Pet Food



Car



Shoes

LIFE ACTIVITY

Comparison Shop



Compare the prices of different brands of one product to see if you can save money. Then, make a list of things your family buys and practice comparison shopping.


My List

Item	Regular Price	Comparison


Ideas of things to compare.



Food



Clothes



Gas



Entertainment

MONEY MATH

Add additional coins of the same kind in each section so that the total will equal \$1 (one dollar).



Quarter = 25 cents








Dime = 10 cents



Nickel = 5 cents

CASH CORNER









Color, cut, and count the cash.



POP-UP SHOP

Start a Pop-up Shop. Color and cut out the products on this page and sell them in your shop. How much will you charge for each item? Make more products by printing extra pages or designing your own. Give some money to your customer to spend. (Use the cash on the previous page.) Keep some money in an envelope or cash register to give back change.

ART SHOP



BUSINESS STORY



Excerpt from "Emma Mason Turns Paperwork Into A Profit"

We (Cat and Emma) walked across the street to the General Store. While we walked through the store I stopped when I saw the coziest yellow bathrobe with matching yellow and red slippers. I took the bathrobe off the hanger and put it on over my sweater.

The tag on the sleeve said it was on sale for \$15, and the slippers were another \$10. "



You know Cat," I said. "I just got paid \$30 for my work at the bookstore. I think I'm going to buy myself this robe and slippers.

"It sure is soft," she said. "But you might want to think about the 'opportunity cost' before you buy them."

I looked at her blankly. "The opportunity cost?" I asked. "What's that?"

"Well, it's looking at what other opportunities you have to spend \$25. If you don't spend it on the robe and slippers, what else could you buy?"

I thought about what else I could buy for \$25. "I have been thinking of buying myself a professionally printed box of business cards at the stationary store. That way, I can keep the bookstore stocked with cards, and give some to your dad to hand out to clients."

"That's a good example," said Cat. "If you don't buy the bathrobe and slippers, you have the opportunity to buy business cards that will bring you more business and make you more money."



BUSINESS EXERCISE




Opportunity Cost

Choose the best opportunity for Emma's bookkeeping business.




Socks

or




Money Envelopes



Business
Supplies

or




Coat



Bike/Transportation

or



Guitar/New Hobby

EARN MONEY



Service or Product


Grandpa sells a product: Christmas trees

Grandma sells a product: pillows

Emma provides a service: bookkeeping.

Put a "P" next to the product businesses

Put an "S" next to service businesses



Dog Walking




Barber



Bakery



Painter





Jewelry Maker



Lawn Mowing

MATCHING GAME

Cut out each square and place it upside down. Find a friend to play with you. One person chooses one square and flips a second square over to find the match. If it matches, they set it aside. If it doesn't, they turn both squares back over. Then, it's the next person's turn.



Cut out the squares with care.

INSTRUCTIONAL INFORMATION & ANSWER PAGE

3-4 Money News - Let kids read the Let's Play Money newsletter and ask open-ended questions such as: What do you think about that? How does this impact you or our family? What action steps or changes do you think could be made?

5 Fun Page - Words that can be found include paper, work, rap, warp, park, raw, war, ark, per, & wrap.

7 Life Activity - Answers are subjective depending on whether your family pays to have a service done or not (like yardwork) or borrows or buys items (like books) or has a car or uses public transportation. This page builds awareness & provide topics for discussion.

8 Life Activity - Kids select a product and look at different brands of the same item to compare prices. Then, help your kid make a list of items your family buys. Follow up with some comparison shopping!

9 Money Math - Kids should draw an additional 3 quarters, 9 dimes, 19 nickels

10 Kids color and cut the cash to use on page 11.

11 Kids color and cut out items for a pretend pop-up shop. They give the play cash from page ten to friends or family members to buy items. They keep some cash to use as change.

12 Kids read the business story independently or with an adult.

13 Envelopes, Business Supplies, & Bike/Transportation will give the best opportunity for her business.

14 Dog Walking **S**, Barber **S**, Bakery **P**, Painter **S**, Jewelry Maker **P**, Lawn Mowing **S**

15 Follow the direction on the page to play the matching game.



Financial Literacy Standards in this packet include:

(1) The WA State Financial Education Standards for Grade 2:

- Spending & Saving (2SS 1,3,8)
- Employment & Income (2E 4,5)
- Risk Management (2RM 1,2)
- Financial Decisions Making (2FD 1,2,4,5,6,7)

(2) NFEC (Grade 2):

- Financial Psychology Standards: Identify different lifestyles and recognize that setting goals can help people plan for the future and make lifestyle choices.

Stay Connected!

- **Subscribe to my monthly email list for ongoing resources and VIP products and continue your kid's financial literacy education at TheLittleBooksOfBigBusiness.com.**
- **If you have other ideas or ways to improve the activities shared here, please feel free to add your personal touch and share with me: Mara@TheLittleBooksOfBigBusiness.com.**

Continue the momentum!

Help kids develop essential money management skills for life.

Order next month's Let's Play Money printable packet or subscribe monthly!

www.TheLittleBooksOfBigBusiness.com