



WELCOME!

Let's Play Money
Preschool/Kindergarten (PK)

The Let's Play Money printable packet is designed to inspire kids' interest in financial literacy, build money knowledge and habits, and serve as a tool to spark conversations about financial topics.

Each grade-level packet is full of skill-building games, puzzles, and other interactive activities based on financial literacy standards set forth by the National Financial Educators Council, the Washington State Financial Literacy Standards, and the National Content Standards for Entrepreneurship Education.

Learning about money fosters literacy (financial literacy is tied directly to strong reading literacy), numeracy (working with numbers), and sound practices (forming good habits, planning, and strategizing). To that end, each packet offers integrated opportunities to build reading and math skills while developing financial competencies.

According to the National Financial Educators Council, kids' financial habits are set by ages 7-9. It's never too soon to talk to kids about money, and the Let's Play Money packets are here to help you start those conversations with your kids. Now is the time!

Congratulations on taking this important step!

Mara Williams

Author - The Little Books Of Big Business
Certified Financial Literacy Educator



Don't forget to follow me & check out additional resources on my [YouTube channel!](#)





THANK YOU FOR YOUR ORDER!

This is the February **Let's Play Money printable packet for **Preschool/Kindergarten (PK)**.**

GET STARTED

- Set up a regular schedule for Let's Play Money to build regular engagement.
- Print the Let's Play Money pages.
- Share the entire packet or offer individual pages for your kid to complete.
- Build opportunities to engage in real-life, money-oriented activities and conversations during the month.
- Go over your kid's work with them and check the answer key at the end of the packet.

CONTENTS

1	Welcome Page
2	Table of Contents
3-4	Money News & Activities
5	Numbers Page
6	Color
7-8	Life Activity
9	Money Math
10	Cash Corner
11	Pop-Up Shop
12-14	Business Story & Exercises
15	Game - I Spy Dogs
16	Instructional Information & Answer Page





LET'S PLAY MONEY

A VALENTINE TRADITION

One of the most common gifts given this Valentine's Day will be cards.

The Greeting Card Association, an industry trade group, says about 190 million Valentine's Day cards are sent each year. And that figure does not include the hundreds of millions of cards schoolchildren exchange.



Penny the Dog

MAKE YOUR OWN



TO: MOM

LOVE: SALLY

Save money by making your own cards. Supplies needed include paper and crayons or markers.




XOXO



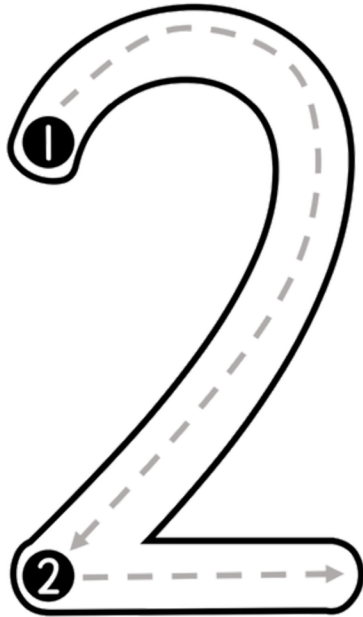



MINI CARDS


Color and cut out these mini Valentine's Cards. Share them with friends or family.



NUMBERS PAGE



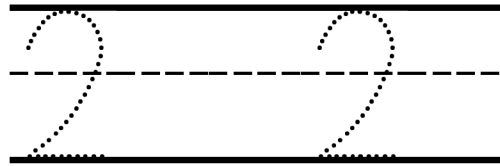
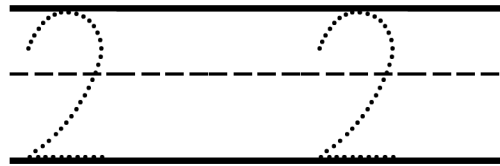
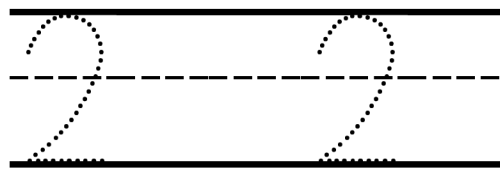
Join the numbers!



Color all the boxes with the number 2

1	1	2
2	3	4
1	2	1
7	6	2

Trace



COLOR

Color the cupcake.



LIFE ACTIVITY




Jobs & Tasks

Draw a line from the job to the task.




Electrician



Putting books away




Chef




Fixing wires



Librarian



Delivering the mail



Mail Carrier



Baking & cooking

LIFE ACTIVITY




Choose Chores


Build healthy work habits by choosing chores to help with around the house. Color the chores below and discuss which chores you like the best with a grown-up



DUST




SWEEP



**WASH
DISHES**



**TAKE OUT
GARBAGE**




**FOLD OR
PUT AWAY
CLOTHES**




FEED PET(S)



VACUUM




MAKE BED



**DRAW A
CHORE**

MONEY MATH




Count the pennies and draw a line from each one to the piggy bank.



How much is in the piggy bank?

CASH CORNER










Color and cut out the cash.
Use the cash on the next page for a pretend Pop-up Shop.



POP-UP CANDY SHOP

Start a Pop-up Candy Shop. Color and cut out the items on this page and sell the items in your stand. Decide how much each item costs. Make more products by printing extra pages or designing your own. Give some money to your customer to spend. (Use the cash on the previous page.) Keep some money in an envelope or cash register to give back change.

CANDY



BUSINESS STORY



Inspired by “Emma Mason
Turns Paperwork Into A Profit”

Emma lives in a town full of business owners who have special skills and interests.



Mrs. Birdsley is a baker. She rolls out dough to make bread, cinnamon rolls, and cookies. She stands on a stool to reach over the counter and hand out baked goods to her customers. She knows how to measure, mix, and time how long things go in the oven.



Mrs. England owns Hidden Treasures Bookstore. She loves to read and share her knowledge of books. She organizes books on the bookstore shelves, helps customers find what they want to read, and rings up their purchases at the cash register.



Mr. Adams owns the Blue Moon Cafe. He loves to feed people. He orders groceries and cooks up meals in his kitchen for breakfast, lunch, and dinner.



The Hansen sisters enjoy cutting and styling hair. They learned special skills by going to school and training. Their job includes being a good listener and being able to have interesting conversations with every client who comes to them for an appointment.


BUSINESS EXERCISE



Jobs & Tasks

Color the tasks each person does in their job.

Baking




Book Sales



Cooking



Hair Styling



EARN MONEY



Draw a picture of four things you like to do or would like to learn to do to to earn money.

I SPY DOGS

There are ten types of dogs & dog supplies. Color each set as you find them. Write the number in the box beside the dog or supply you counted.