



WELCOME!

The Let's Play Money printable packet is designed to inspire kids' interest in financial literacy, build money knowledge and habits, and serve as a tool to spark conversations about financial topics.

Each grade-level packet is full of skill-building games, puzzles, and other interactive activities based on financial literacy standards set forth by the National Financial Educators Council, the Washington State Financial Literacy Standards, and the National Content Standards for Entrepreneurship Education.

Learning about money fosters literacy (financial literacy is tied directly to strong reading literacy), numeracy (working with numbers), and sound practices (forming good habits, planning, and strategizing). To that end, each packet offers integrated opportunities to build reading and math skills while developing financial competencies.

According to the National Financial Educators Council, kids' financial habits are set by ages 7-9. It's never too soon to talk to kids about money, and the Let's Play Money packets are here to help you start those conversations with your kids. Now is the time!

Congratulations on taking this important step!

Mara Williams

Author - The Little Books Of Big Business
 Certified Financial Literacy Educator



Don't forget to follow me & check out additional resources on my [YouTube channel!](#)



YouTube Kids



THANK YOU FOR YOUR ORDER!

This is the July **Let's Play Money printable packet for 6th graders.**

GET STARTED

- Set up a regular schedule for Let's Play Money to build regular engagement.
- Print the Let's Play Money pages.
- Share the entire packet or offer individual pages for your kid to complete.
- Build opportunities to engage in real-life, money-oriented activities and conversations during the month.
- Go over your kid's work with them and check the answer key at the end of the packet.

CONTENTS

| | |
|-------|--|
| 1 | Welcome Page |
| 2 | Table of Contents |
| 3-4 | Money News |
| 5 | Fun Page |
| 6 | Make A Book |
| 7-8 | Life Activity |
| 9 | Money Math |
| 10 | Cash Corner |
| 11 | Put On A Show |
| 12-14 | Business Story & Exercises |
| 15 | Summer Reading Challenge |
| 16 | Instructional Information & Answer Pages |



LET'S PLAY MONEY

NEWS

SUCCESSFUL TEEN ENTREPRENEURS

Entrepreneurs are regular people. This means anyone can be one and teenagers actually have ideal qualities to be a successful entrepreneur. Check out the following list of teen qualities from the financial literacy website Greenlight. Which of these qualities do you have?



Why teens make good entrepreneurs from Greenlight.com:

Fresh Perspective: Teenagers have unique experiences and insights that help them think of new solutions to old problems.

Bursting with Energy: Teenagers have a lot of energy to meet the demands of starting and maintaining a business.

Broad Network: Teens have a lot of networking resources. Friends, classmates, teachers, mentors, parents, and neighbors are people who are willing to help teens succeed and who can provide feedback, many forms of support, and who may become customers.

Tuned In: Teens know about current trends and technology, and they know how to use technology. These skills are useful in the competitive business world.

Willingness to Take Risks: Teens often have big dreams and a willingness to try them out. Also, teens are often resilient, which means they will keep trying if an idea doesn't work out.

<https://greenlight.com/learning-center/earning/entrepreneurship-for-teens>

Where can you always find money?

In the dictionary!



GROW BY LEARNING

Being an entrepreneur means you will have different roles. For example, you might end up being a manager, salesperson, and designer. These roles help you learn new skills and discover more about yourself. All of what you learn will be useful when you eventually apply to college. Your unique experiences will help you stand out! Additionally, running a business is like being in a real-world classroom. You can't help but learn important financial skills. You'll get better at saving and budgeting, and you'll understand concepts like profits, revenue, and business expenses.



<https://greenlight.com/learning-center/earning/entrepreneurship-for-teens>

BUSINESS: BEGIN SMALL




It is important to begin small when you start a business. Step one might be to test your idea using friends or a few customers. Once you have their feedback, improve your idea. Try to focus on what is most important and useful to making your product or service the best it can be.

Here are some other tips: (1) get an order before you buy ingredients or supplies, and (2) don't buy new equipment until you need it. Let your business grow faster than your expenses! In other words, get customers first and then you will know how to invest in your business.

<https://greenlight.com/learning-center/earning/entrepreneurship-for-teens>

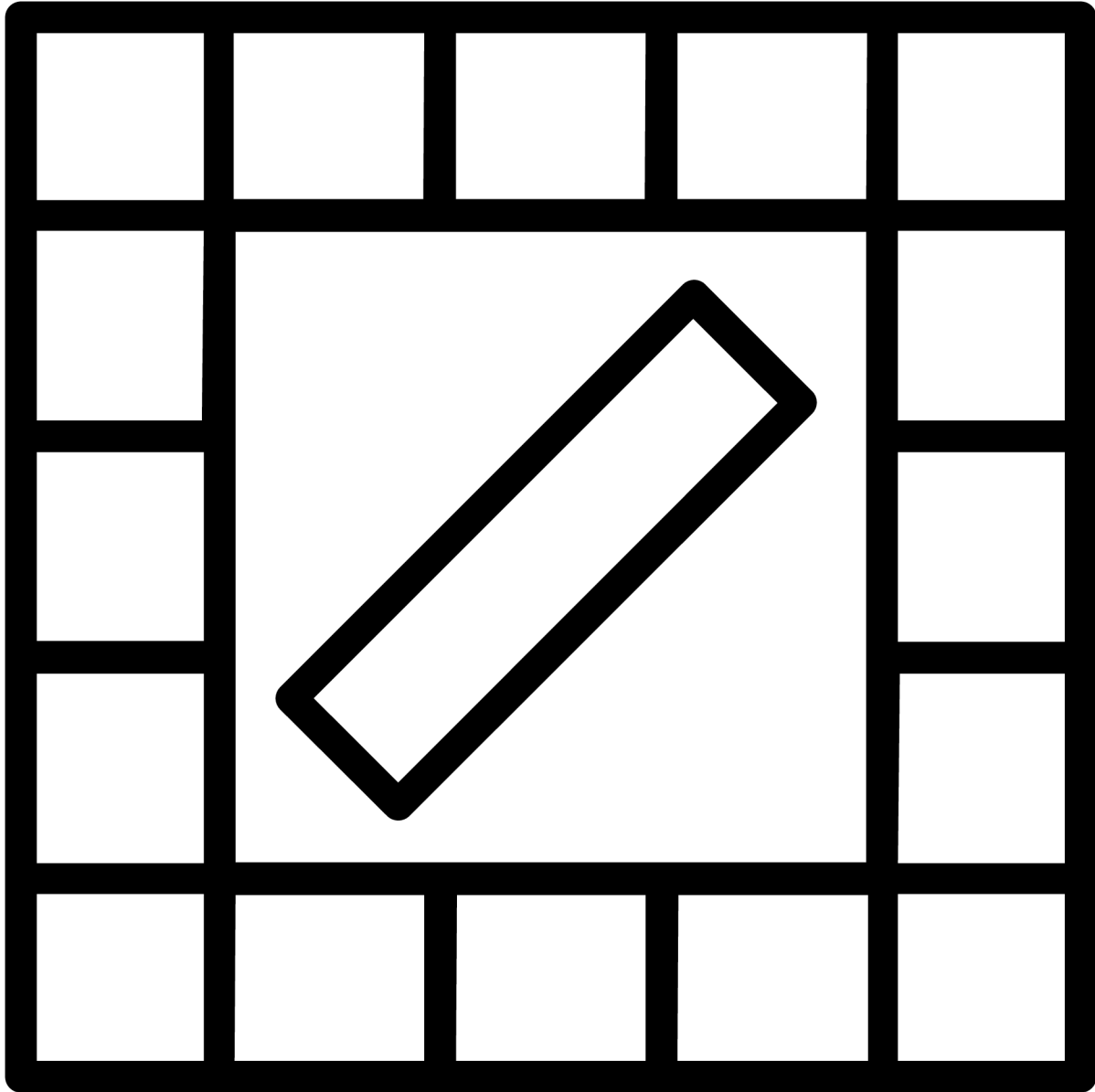
SUMMER START

This summer, think about starting a micro business to earn some extra money and learn new skills. Look for simple ideas like mowing lawns, walking dogs, or selling homemade crafts. Choose something you enjoy and that people in your neighborhood might need. Starting small lets you test your idea and see if it works. With a little effort and creativity, you can turn your summer into a fun and profitable experience!



FUN PAGE

Design your own board game. Cut out the coins below and use them in your game. You can use dice, make up trivia questions, or create your own ways to move on the board.



MAKE A BOOK

Write your own summer story and draw an image for each page.

✂ Cut out along the lines. Glue or staple along the shaded area to make a book.

| | |
|---|--|
| <p>SUMMER</p> <p>_____</p> <p>mini book</p> <p>by _____</p> | |
| | |
| | |

LIFE ACTIVITY



Holidays In July

December holidays are often a time of giving gifts. To buy gifts in December, you can begin saving your money in July. Here's how to do that:

1. Find an envelope.
2. Write a list of people on the outside of the envelope that you plan to give a gift to in December.
3. Write down how much you plan to spend on each person.
4. Add up the total amount you plan to spend.
5. Find a way to make money during the summer and fill your envelope with the amount needed.
6. Set the envelope aside until you need the money in December.

A light blue envelope graphic with a snowflake icon at the top center and a gift box icon at the bottom center.

| | |
|---------|------------|
| MOM | \$10 |
| DAD | \$10 |
| SISTER | \$5 |
| BROTHER | <u>\$5</u> |
| | \$30 |

Budgeting is a plan for how to use your money. You decide how much to spend and save, making sure you have enough for important things and fun activities

LIFE ACTIVITY

Volunteer



Volunteering during the summer helps to build your skills, connects you with new friends interesting organizations, and gives you work experience.

Make a list of places you could volunteer.

Ideas: Animal shelters, community gardens, senior centers, food banks

A black and white illustration of a spiral notebook. The spiral binding is on the left side. The page is mostly blank, with the words "VOLUNTEER IDEAS" written in large, bold, black capital letters at the top center.

MONEY MATH

Coupons

Coupons help reduce the cost of an item. Calculate the new cost after applying the coupon.



\$3.04



\$ _____



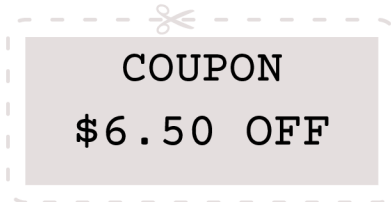
\$2.50



\$ _____



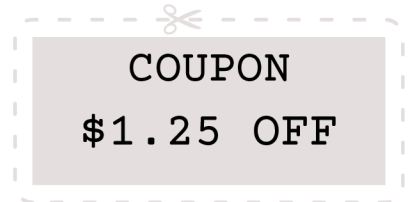
\$12.33




\$ _____



\$4.75




\$ _____



\$1.92



\$ _____









\$3.47



\$ _____

CASH CORNER

Color and cut the cash.
Use the cash on the next page for a play Garage Sale.



PUT ON A SHOW



Put on a show for your family, friends, or neighbors. How about a play, a puppet show, a magic show, or a concert? Create tickets using the blank ones below. Be sure to write down the day and time of the show on each ticket. Use the pretend cash on page 10, or, with an adult's permission, put on a real show where you collect real cash. If you are using pretend money (see the previous page), give some to your viewers to spend. You might also sell snacks, posters, or programs.

| | | |
|--|--|--|
| | | |
| | | |
| | | |
| | | |



Excerpt from
“Nick Frank Turns Carpentry Into Cash”



As I stacked the canned goods, I saw the lady that runs the ice cream shop across the street wave and motion for me to come over. She was sitting on one of her white iron chairs outside her shop. As I got closer, I saw that her leg was propped up on a chair and in a large cast.

“Hi, Mrs. Hanes,” I said. “What happened to your leg?”

Oh, I had a little fall off a step at home and broke it,” she replied. “It was such bad timing as I have so much to do to get ready for the weekend. I need some help building a new ice cream counter. Could you find your grandpa and ask him to come by?” she asked. “I could use his expertise.”

“Sure,” I said. “He is coming to the restaurant in about an hour with a new picnic table. I will tell him you need help.”

As we talked, I heard a sound coming from a big basket on the deck. It sounded like a little “meow,” but it wasn’t just one; it was a chorus. I stepped toward the sound and looked down to see five baby kittens.

“Mrs. Hanes,” I said with a breathless grin, “did Rainbow have babies?” “Yes, she did,” smiled Mrs. Hanes. “She had them about eight weeks ago. Aren’t they adorable? You are welcome to pet them.”

As I reached down to pick up a kitten, it climbed my arm to my shoulder and started to purr. Three of the kittens were white and gray like Rainbow, and the other two were white and orange.



“What are their names?” I asked.

“I am having a contest to name them,” she declared. “I like to name animals after flavors of ice cream. My favorite flavor is rainbow sherbet, so that is how mama cat got her name. I’m going to give free ice cream to the winners.”

“I’m going to suggest Mint Chocolate Chip,” I said as I set the kitten back in the basket. “He can be Chip for short.” I wrote the suggestion down on a piece of paper Mrs. Hanes handed me and headed back across the street.




BUSINESS EXERCISE



Apply For A Job

Practice filling out a job application to work at the ice cream shop. Make sure to include your personal information, like your name, address, and phone number. You'll also need to list any previous work experience or skills you have that would make you a good employee, such as your work experience or handling money.

PRACTICE JOB APPLICATION

| | |
|---|-------------------------|
|  ICE CREAM SHOP | JOB APPLICATION |
| FIRST NAME | LAST NAME |
| ADDRESS | PHONE NUMBER |
| WORK EXPERIENCE | WORK EXPERIENCE |
| OTHER EXPERIENCE | OTHER EXPERIENCE |



Test An Idea

Test a business idea by asking people if they need your help or product. This will help you find out if there is a demand for your business and what potential customers think about it.

**Write down an idea you have for a business.
It could be a service you offer or a product your could sell.**



Tell at least three people about your idea and get feedback:

- Would this be a product or service you would use?
- How much would you pay for this product or service?
- Do you know other people who would be interested?
- What questions do you have about this idea?



SUMMER READING CHALLENGE

Directions: Complete as many challenges listed below as you can. Color in each box as you complete it. Have fun and happy reading!

Make a list of 3 books you want to read.

Visit your local library to check out a new book.

Read aloud to a friend or family member.

Read a book about money or starting a business.

Read a book in a tent, a fort, or under a table.

Read a book in the dark with a flashlight.

Read while eating ice cream.

Read in bed.

Read a book outside for 20 minutes.

INSTRUCTIONAL INFORMATION & ANSWER PAGE

3-4 Money News - Kids learn about money through stories. Let kids read the Let's Play Money newsletter and ask open-ended questions such as: What do you think about that? How does this impact you or our family? What action steps or changes do you think could be made?

5 Kids design their own game. They can cut out the coins and use them for pieces or earn them as part of the game. Additionally, kids can incorporate real coins, dice, trivia questions, or anything that makes the game fun.

6 Kids design their own book. They write the story and draw images to illustrate it. Then, they cut out along the lines, glue or staple along the shaded area of the pages, and turn the pages into a book.

7 Kids start a budget envelope. They write down the names of people they plan to buy gifts for and how much they will spend per person. Once they add up the total, they will know how much money they need to earn and save in their envelope to buy gifts during the holiday season.

8 Kids make a list of ways or places they can volunteer this summer. Kids in 6th grade may not be old enough to work a regular job, but by volunteering they build skills, connections, and references for the future.

9 left to right: \$2.54, \$1.75, \$5.83, \$3.50, \$1.67, \$2.87

10 Kids color and cut the cash to use on page 11.

11 Kids color and cut-out tickets to use for a real or play "show." Use the play cash from page 10 with friends or family members to put on a show or accept real cash in a real setting.

12 Kids read the business story.

13 Kids fill out the practice job application. If they don't have any work experience this is a great time to talk about what makes good experience (like volunteering or working for a neighbor to build references).

14 Kids think of a business idea and interview at least three people to see if there is interest or demand for their product or service.

15 Kids complete this summer reading chart by reading books. Kids can color each square that they complete.

Stay Connected!

Financial Literacy Standards in this packet include:

(1) The WA State Financial Education Standards for Grade 6:

- Employment & Income (6EI)

(2) NFEC Grade 6:

- Income, Careers, Business, and Entrepreneurship Standards:
Explain how a job is different from a career and how preparing for a career has various costs, but also has expected financial return.

- **Subscribe to my monthly email list for ongoing resources and VIP products and continue your kid's financial literacy education at TheLittleBooksOfBigBusiness.com.**

- **If you have other ideas or ways to improve the activities shared here, please feel free to add your personal touch and share with me: Mara@TheLittleBooksOfBigBusiness.com.**

Continue the momentum!

Help kids develop essential money management skills for life.

Order next month's Let's Play Money printable packet or subscribe monthly!

www.TheLittleBooksOfBigBusiness.com