



WELCOME!

Let's Play Money
Preschool/Kindergarten (PK)

The Let's Play Money printable packet is designed to inspire kids' interest in financial literacy, build money knowledge and habits, and serve as a tool to spark conversations about financial topics.

Each grade-level packet is full of skill-building games, puzzles, and other interactive activities based on financial literacy standards set forth by the National Financial Educators Council, the Washington State Financial Literacy Standards, and the National Content Standards for Entrepreneurship Education.

Learning about money fosters literacy (financial literacy is tied directly to strong reading literacy), numeracy (working with numbers), and sound practices (forming good habits, planning, and strategizing). To that end, each packet offers integrated opportunities to build reading and math skills while developing financial competencies.

According to the National Financial Educators Council, kids' financial habits are set by ages 7-9. It's never too soon to talk to kids about money, and the Let's Play Money packets are here to help you start those conversations with your kids. Now is the time!

Congratulations on taking this important step!

Mara Williams

Author - The Little Books Of Big Business
Certified Financial Literacy Educator



Don't forget to follow me & check out additional resources on my [YouTube channel!](#)





THANK YOU FOR YOUR ORDER!

This is the June **Let's Play Money printable packet for **Preschool/Kindergarten (PK)**.**

GET STARTED

- Set up a regular schedule for Let's Play Money to build regular engagement.
- Print the Let's Play Money pages.
- Share the entire packet or offer individual pages for your kid to complete.
- Build opportunities to engage in real-life, money-oriented activities and conversations during the month.
- Go over your kid's work with them and check the answer key at the end of the packet.

CONTENTS

1	Welcome Page
2	Table of Contents
3-4	Money Stories & Activities
5	Numbers Page
6	Color
7-8	Life Activity
9	Money Math
10	Cash Corner
11	Garage Sale
12-14	Business Story & Exercises
15	Reading Log
16	Instructional Information & Answer Page



LET'S PLAY MONEY

SUMMER FUN AT HOME!

Summer is here, and it's time for some super fun activities that you can do without going far from home. Whether you're splashing in the backyard or exploring nature in your neighborhood, there are tons of exciting things waiting for you.















- Backyard Camping: Set up a tent, blankets, and snacks in your yard. Tell stories and stargaze!
- Nature Scavenger Hunt: Explore your neighborhood or park. Find treasures like pinecones or flowers.
- Picnic in the Park: Pack a lunch, a blanket, and maybe bubbles or a frisbee. Enjoy a meal outdoors!
- DIY Water Park: Set up a sprinkler, a kiddie pool, and water toys in your yard for a day of splashing.
- Artwork: Paint rocks or draw with sidewalk chalk for creative fun.
- Garden Adventures: Help plant flowers or veggies and learn about plants.
- Bike Ride Explorations: Explore your neighborhood with your bike or ride on a bike trail. Stop for a picnic along the way!


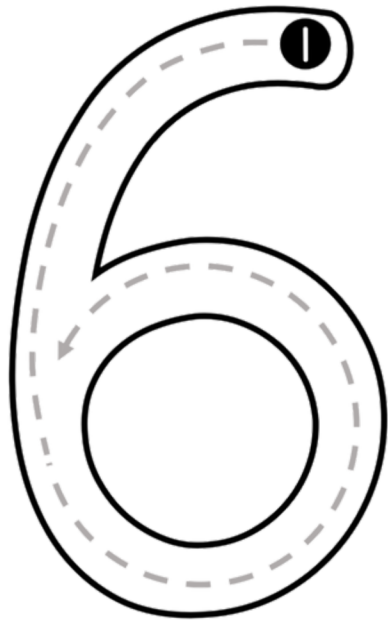
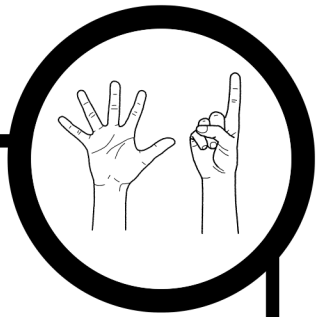
Summer's for making memories. So, grab sunscreen and get ready for backyard and neighborhood adventures!

OUTDOOR FUN SCAVENGER HUNT

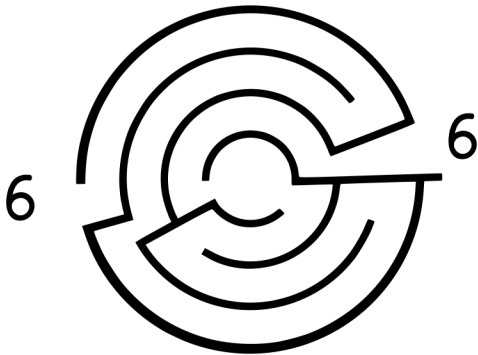
Go outside and find as many items listed below. Make a check mark in each box when you find each item. Count up the total number of items you find.

 Leaf	 Worm	 Butterfly
 Flower	 Dog	 Bug
 Rock	 Animal Prints	 Bird
 Sun	 Dirt Pile	 Tree

NUMBERS PAGE



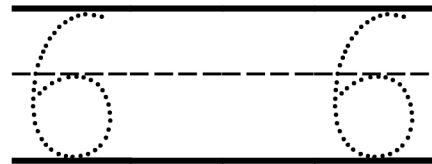
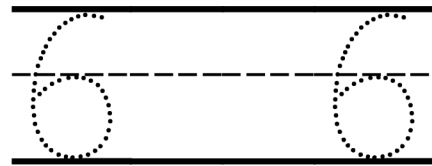
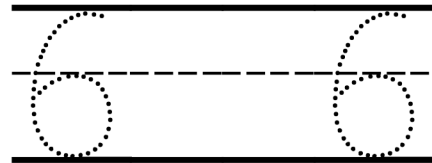
Join the numbers!




Color all the boxes with the number 6

6	6	6
9	2	4
2	6	1
6	5	6

Trace



COLOR




LIFE ACTIVITY

Savings Account



A savings account is a place at a bank where you keep your money. It allows you to make a little extra money (interest), too. The bank keeps your money safe and gives you a special record of how much money you have and earn over time.

Draw a line from the money to the bank.



Add up the cash you put in the bank. What is the total amount?




LIFE ACTIVITY



Save Your Money


We can save our money for things we want. Draw a picture of something you want. Write down how much the item costs. Practice saving money.

A large rectangular area enclosed by a dotted black line, intended for drawing a picture of a desired item.

This item costs \$ _____

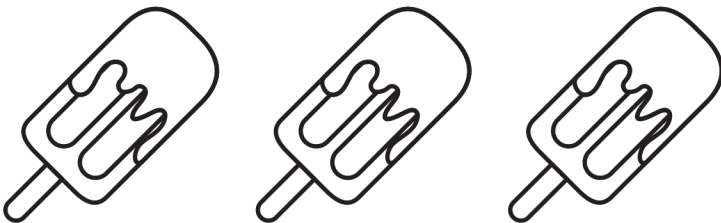
MONEY MATH


Count the items in each row.



















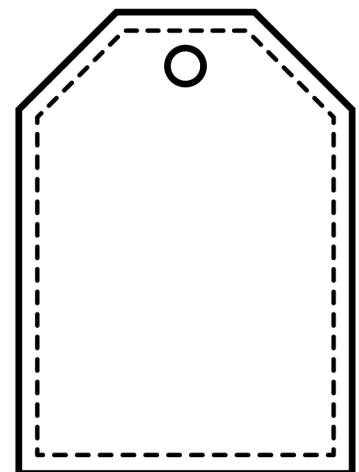
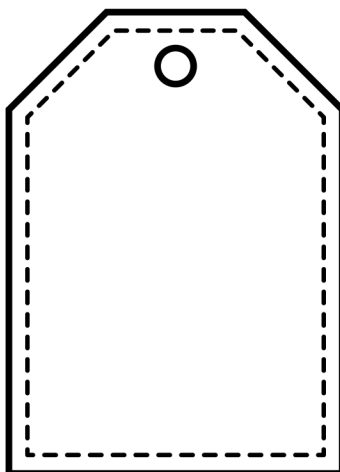
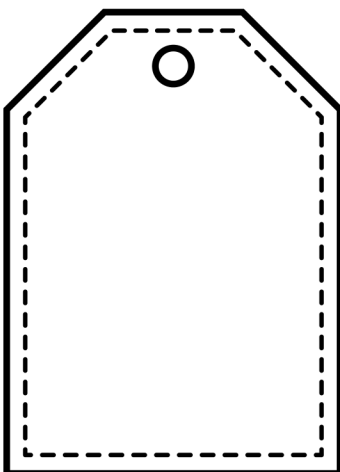
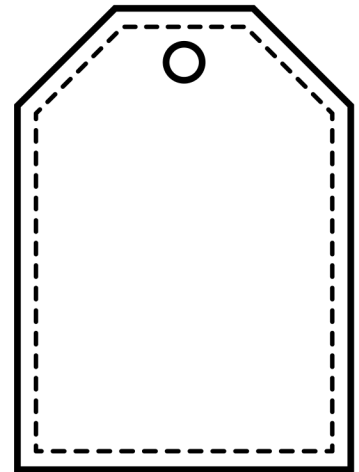

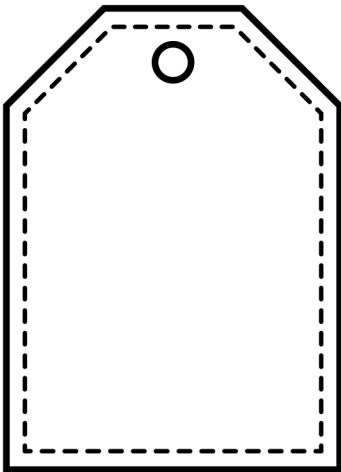
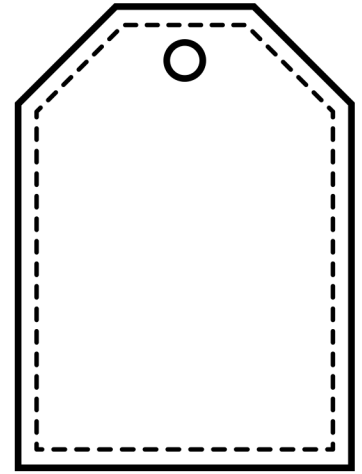


CASH CORNER

Color and cut the cash.
Use the cash on the next page for a play Garage Sale.



GARAGE SALE

A garage sale or sidewalk sale is a sale of used items that are no longer needed. Gather items you no longer need and have a "sale" for your family or friends. Use the pretend cash on page 10, or, with an adult's permission and help, put on a real sale where you collect real cash for items you sell. Decide how much each item costs. If you are using pretend money (see the previous page), give some to your customers to spend. With pretend or real cash, be sure to have some money in an envelope or cash register to give back as change when a customer buys one of your used items.



BUSINESS STORY




Excerpt from "Nick Frank Turns Carpentry Into Cash"

Nick worked all summer doing projects around town. He sanded and painted some wood. He helped repair a broken table. He also made little wooden cars to sell to kids.



Each time he made money, he put it into an empty paint can to keep the money safe.




At the end of the summer he took the money from his paint can and put it in the bank. His account at the bank is called a Savings account.

BUSINESS EXERCISE



Earn Money

Kids can earn money by doing chores or helping adults. Color the jobs below and circle the one you want to try.




Wash A Car



Garden Work



House Cleaning



Pet Care


BUSINESS EXERCISE




Save Your Earned Money

Save your money in a special container to keep it safe. Once you fill the container, take it to the bank and put the collected money in a Savings account so it can be safe and earn interest (a little extra money).


Save your money in a special place. Color these ideas.




Piggy Bank



Jar




Can



Envelope

JUNE READING LOG

Color 1 ice cream cone for every 20 minutes of reading this month.



Write down the titles of the books you are reading:

INSTRUCTIONAL INFORMATION & ANSWER PAGE

- 3 Read this section with your kid and discuss it.
- 4 Kids go outside and look for the items on the scavenger hunt sheet. Check off each item found. This can be done in a single session or over a week's or month's time.
- 5 Kids practice writing and working with the number six.
- 6 Kids color.
- 7 Kids draw a line from the cash to the bank. Total cash = \$51 (Mental math tip: start with highest dollar bill amount and add the next highest amount.)
- 8 Kids draw and color the item they want and write down the cost of the item on the line at the bottom of the page. Talk to kids about how they might save money for this item or other items they need or want.
- 9: 4, 5, 8, 3, 2
- 10 Kids color and cut the cash to use on page 11.
- 11 Kids color and cut-out tags for a real or play Garage Sale. Use the play cash from page 10 with a friend or family member to play Garage Sale or accept real cash in a real setting.
- 12 Read
- 13 Kids color and circle the work they want to try. You can offer your kid a job to do to give them practice completing a task and earning money.
- 14 Kids color the different savings containers. Have kids find or make their own savings containers.
- 15 Read with your child and/or encourage them to look through a picture book independently.

The Financial Literacy Standards in this packet include:

(1) The WA State Financial Education Standards for Kindergarten:

- Spending & Saving (K SS) 4, 5, 6

(2) NFEC (PK)

- Accounts, Savings, Budgeting and Investment Standards: Recognize how saving money can get us things that we want, both big and small. Identify how we can save money.

Stay Connected!

- **Subscribe to my monthly email list for ongoing resources and VIP products and continue your kid's financial literacy education at TheLittleBooksOfBigBusiness.com.**
- **If you have other ideas or ways to improve the activities shared here, please feel free to add your personal touch and share with me: Mara@TheLittleBooksOfBigBusiness.com.**

Continue the momentum!

Help your kid develop essential money management skills for life.

Order next month's Let's Play Money printable packet or subscribe monthly!

www.TheLittleBooksOfBigBusiness.com