



WELCOME!

The Let's Play Money printable packet is designed to inspire kids' interest in financial literacy, build money knowledge and habits, and serve as a tool to spark conversations about financial topics.

Each grade-level packet is full of skill-building games, puzzles, and other interactive activities based on financial literacy standards set forth by the National Financial Educators Council, the Washington State Financial Literacy Standards, and the National Content Standards for Entrepreneurship Education.

Learning about money fosters literacy (financial literacy is tied directly to strong reading literacy), numeracy (working with numbers), and sound practices (forming good habits, planning, and strategizing). To that end, each packet offers integrated opportunities to build reading and math skills while developing financial competencies.

According to the National Financial Educators Council, kids' financial habits are set by ages 7-9. It's never too soon to talk to kids about money, and the Let's Play Money packets are here to help you start those conversations with your kids. Now is the time!

Congratulations on taking this important step!

Mara Williams

Author - The Little Books Of Big Business
 Certified Financial Literacy Educator



Don't forget to follow me & check out additional resources on my [YouTube channel!](#)



YouTube Kids



THANK YOU FOR YOUR ORDER!

This is the April **Let's Play Money printable packet for 2nd graders.**

GET STARTED

- Set up a regular schedule for Let's Play Money to build regular engagement.
- Print the Let's Play Money pages.
- Share the entire packet or offer individual pages for your kid to complete.
- Build opportunities to engage in real-life, money-oriented activities and conversations during the month.
- Go over your kid's work with them and check the answer key at the end of the packet.

CONTENTS

| | |
|-------|---|
| 1 | Welcome Page |
| 2 | Table of Contents |
| 3-4 | Money News |
| 5 | Fun Page |
| 6 | Color |
| 7-8 | Life Activity |
| 9 | Money Math |
| 10 | Cash Corner |
| 11 | Pop-up Shop |
| 12-14 | Business Story & Exercises |
| 15 | Color & Count |
| 16 | Instructional Information & Answer Page |

Supplies Needed



LET'S PLAY MONEY

NEWS

WHAT IS A TAX?

You know that when your family wants or needs something, they save and buy it with money earned from jobs. Governments also need and want things. The money a government has comes from taxes paid by the citizens. A tax is an amount of money paid to a government. Taxes can be on income, items that are purchased, or fees charged. For example, if you earn \$1,000, buy a bicycle, and want to reserve a camping site at a state park, you will have to pay a small amount of money to the government in the form of income tax, sales tax, and a fee.

<https://kids.britannica.com/kids/article/tax/390858>




WHAT ARE TAXES FOR?



Governments use tax money to pay for important services that serve people. These services include teaching kids, protecting people with an army or the police, road building, and garbage collection and city maintenance. Citizen input through voting is used to raise or lower taxes to help the financial situation of the city, state, or country.

<https://kids.britannica.com/kids/article/tax/390858>



In the United States, Tax Day is April 15th, unless it falls on a weekend or holiday.

TAX HISTORY




Even in ancient times, governments needed money. In ancient Rome, for example, coin money was collected. In other ancient societies, people paid their taxes with goods or services. A farmer might pay with produce, eggs, or cows. Or a person may offer their labor to build a structure, to serve in the military, or to provide other services.


<https://kids.britannica.com/kids/article/tax/390858>

INCOME TAXES DUE - APRIL 15TH

In the United States, income taxes are due on April 15th, which is also called Tax Day. By this date, your family must submit its "tax return" for the government to review so it knows how much tax you owe. The date is only changed if it falls on a weekend or public holiday.



Tax returns are reviewed by the Internal Revenue Service (IRS), which is part of the U.S. Department of the Treasury. The IRS enforces and administers federal tax laws, processes tax returns, performs audits, and offers assistance to American taxpayers.



[https://taxfoundation.org/taxedu/glossary/internal-revenue-service-irs/#:~:text=The%20Internal%20Revenue%20Service%20\(IRS,offering%20assistance%20for%20American%20taxpayers.](https://taxfoundation.org/taxedu/glossary/internal-revenue-service-irs/#:~:text=The%20Internal%20Revenue%20Service%20(IRS,offering%20assistance%20for%20American%20taxpayers.)

FUN PAGE


APRIL



APRIL
PLANT
JOBS
TREE

EARTH
GREEN
TREES
RAIN

TAX
IRS
INCOME
WORK



What goes up when the rain comes down?

An umbrella.

COLOR

April 22nd is Earth Day. Color the image.



LIFE ACTIVITY



Kid Jobs


Kids can earn money too! Fill in the missing letters in the words below.




c _ r w _ s h



b a _ e



s _ l e



v _ c _ u m i n g

.....
Write down 5 job ideas you have for earning money.

- 1.
- 2.
- 3.
- 4.
- 5.

LIFE ACTIVITY



Build Your Skills

We can offer our skills in trade for earning money. It is important to practice skills and learn new skills. Choose one or two skills below to practice. Check off the item(s) on the list once you have learned the new skill. If it requires a tool, be sure to have a grown-up show you how to use the tool and practice with supervision.

Take care of an animal

Examples: Take a dog for a walk, feed them, or brush their fur.

Clean something in the house

Examples: Clean the counters, sweep or vacuum the floor, or load the dishwasher.

Do an outside chore

Examples: Sweep off the porch, weed the garden, or plant spring flowers.

Be an assistant

Examples: Help a grown-up grocery shop, run an errand, or complete a task.

Work in the kitchen

Examples: Set the table, make the lunches, or prepare one food item.

Repair something

Examples: Sew a button on a shirt, fix a broken toy, or learn to use a tool

Organize an area

Examples: Sort and organize a closet, bookshelf, or toy area.

MONEY MATH

Add up each row and write the total amount.
Be sure to use the cent (¢) sign after each amount.



















CASH CORNER

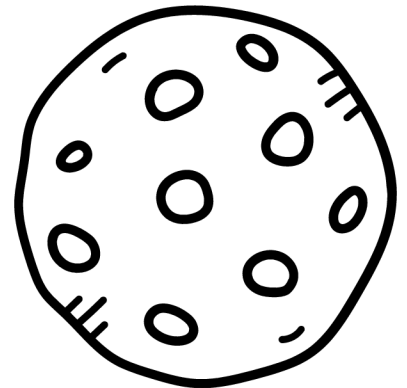
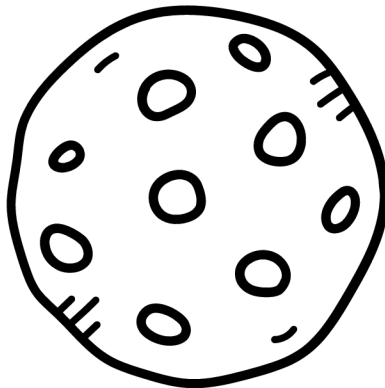
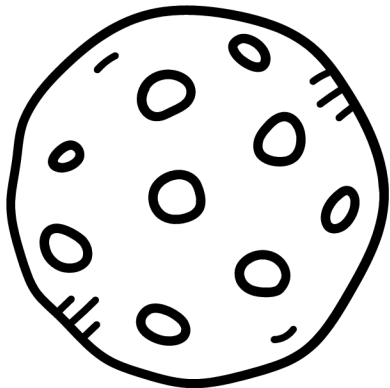



Color and cut the cash.
Use the cash on the next page for a Pop-up Shop.



POP-UP SHOP

Start a Pop-up Shop. Color and cut out the products on this page and sell them in your shop. How much will you charge for each item? Make more products by printing extra pages or designing your own. Give some money to your customer to spend. (Use the cash on the previous page.) Keep some money in an envelope or cash register to give back change.

BAKE SALE





Inspired by
"Max England Turns A Pet Project Into Pay"



"My dad was in the garage the next night, getting his trucks ready for the following day. He owns Spark Electric, which installs electrical wiring in homes and businesses.

Electricians have special technical skills that they use to work with wires, circuit panels, and electric panels. Their skills include math, physics, and technical problem-solving abilities. My dad gained his skills through an electrical training program and an apprenticeship, which is on-the-job training at a company.

My mom owns the bookstore on Main Street. She orders books from publishers and sells them to the people in our town. She keeps a complete list of the books in her store which is called inventory.

She has a cash register at the front counter. At the end of each day she totals up the sales receipts and makes a deposit at the bank.



My mom is very good at setting up displays in the store and in the store window. The displays are fun and include other items to catch the customers interest. For example, there are stuffed animals in the children's book area and fake cupcakes included in the cookbook display.



Match The Skills

Every business owner has skills that make them successful in their business. Match the business owner and their special skill.




Dog Groomer



Fixing leaking pipes



Plumber



Writing Code



Computer Programmer



Plays an instrument



Music Teacher



Washing &
Trimming Dogs

LEARN TO EARN



Make Money

Earn money by doing work on this house. Complete the items on the list by drawing and coloring on the house to show the work you did. Then, color the cash you earn below.

- | | | |
|---|--|--|
| <input type="checkbox"/> Paint the house | <input type="checkbox"/> Lay a brick path to the front door | <input type="checkbox"/> Paint the door & trim |
| <input type="checkbox"/> Plant a tree in the yard | <input type="checkbox"/> Install flower boxes in the windows | <input type="checkbox"/> Plant grass in the yard |



COLOR & COUNT

Color the cats using a colorful pattern then count them. How many did you find?

Answer:



INSTRUCTIONAL INFORMATION & ANSWER PAGE

3-4 Money News - Let kids read the Let's Play Money newsletter and ask open-ended questions such as: What do you think about that? How does this impact you or our family? What action steps or changes do you think could be made?

5



6 Color

7 car wash, bake sale, vacuuming; kids write five ideas for making money.

8 Kids choose one or more skills to learn or practice. Let kids improve by doing the skill themselves. Provide supervision.

9 55¢, 75¢, 40¢, 32¢, 66¢, 46¢

10 Kids color and cut the cash to use on page 11.

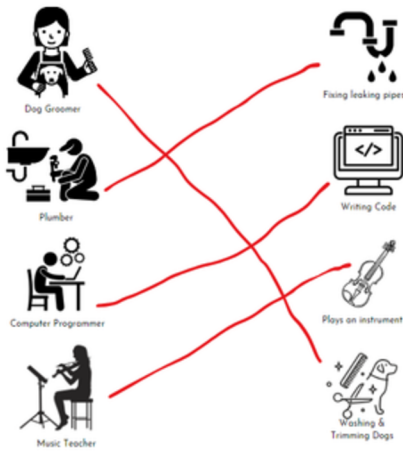
11 Kids color and cut-out products for the pop-up shop. They share cash from page 10 with a friend or family member and sell the bake sale products and give change as needed.

12 Read

14 Kids complete the jobs by coloring each item on the page. This page builds awareness of jobs and skills required to do the jobs.

15 If all the cat faces are counted, including partial faces, there are 32 to 34.

13



GREAT JOB

Stay Connected!

- **Subscribe to my monthly email list for ongoing resources and VIP products and continue your kid's financial literacy education at TheLittleBooksOfBigBusiness.com.**
- **If you have other ideas or ways to improve the activities shared here, please feel free to add your personal touch and share with me: Mara@TheLittleBooksOfBigBusiness.com.**

Financial Literacy Standards in this packet include:

- (1) The WA State Financial Education Standards for Grade 2:
 - Employment & Income (2EI 1,3,4)
- (2) NFEC (Grade 2):
 - Income, Careers, Business, and Entrepreneurship Standards: Identify jobs that align with personal interests and strengths. Discover jobs and tasks that can be done at home to help out and earn money now.

Continue the momentum!

Help kids develop essential money management skills for life.

Order next month's Let's Play Money printable packet or subscribe monthly!

www.TheLittleBooksOfBigBusiness.com