



# WELCOME!

The Let's Play Money printable packet is designed to inspire kids' interest in financial literacy, build money knowledge and habits, and serve as a tool to spark conversations about financial topics.

Each grade-level packet is full of skill-building games, puzzles, and other interactive activities based on financial literacy standards set forth by the National Financial Educators Council, the Washington State Financial Literacy Standards, and the National Content Standards for Entrepreneurship Education.

Learning about money fosters literacy (financial literacy is tied directly to strong reading literacy), numeracy (working with numbers), and sound practices (forming good habits, planning, and strategizing). To that end, each packet offers integrated opportunities to build reading and math skills while developing financial competencies.

According to the National Financial Educators Council, kids' financial habits are set by ages 7-9. It's never too soon to talk to kids about money, and the Let's Play Money packets are here to help you start those conversations with your kids. Now is the time!

Congratulations on taking this important step!

*Mara Williams*

Author - The Little Books Of Big Business  
 Certified Financial Literacy Educator



**Don't forget to follow me & check out additional resources on my [YouTube channel!](#)**



**YouTube Kids**



# THANK YOU FOR YOUR ORDER!

**This is the February **Let's Play Money** printable packet for 2nd graders.**

## GET STARTED

- Set up a regular schedule for Let's Play Money to build regular engagement.
- Print the Let's Play Money pages.
- Share the entire packet or offer individual pages for your kid to complete.
- Build opportunities to engage in real-life, money-oriented activities and conversations during the month.
- Go over your kid's work with them and check the answer key at the end of the packet.

## CONTENTS

1	Welcome Page
2	Table of Contents
3-4	Money News
5	Fun Page
6	Color
7-8	Life Activity
9	Money Math
10	Cash Corner
11	Pop-Up Shop
12-14	Business Story & Exercises
15	I Spy Hearts Game
16	Instructional Information & Answer Page

### Supplies Needed



# LET'S PLAY MONEY

## NEWS

### VALETINE'S DAY EXPENSES

Shoppers spent an average of \$195 per person on Valentine's Day gifts in 2023. Overall, Americans are expected to spend an estimated \$26 BILLION dollars celebrating each year.

The most popular gifts are candy, flowers, and cards. Money spent on gifts is an expense. We make choices on how to spend our money to celebrate each holiday.

<https://www.statista.com/statistics/285028/us-valentine-s-day-sales/>



### EXPENSE = THE COST OF SOMETHING

### DECREASE EXPENSES

There are lots of ways to save money on gifts. Here are some easy ideas so you can put more money into your savings account!



- Make something from supplies you already have at home. Use paper and pens to create your own Valentine's cards. Make a homemade bookmark or coupon book to go along with the card.
- Share an experience with your family or friends. Make a new recipe for dinner or bake a batch of brownies or cupcakes.
- Say something nice to someone you care about. Let the person know that you appreciate something they did to help you or share how you feel about them.

# PRESIDENTS' DAY



Abraham Lincoln



George Washington

Washington's Birthday is a U.S. federal holiday celebrated on the third Monday of February in honor of George Washington, the first president of the United States. Increasingly, the holiday has become an occasion to celebrate the birthdays of both President George Washington and President Abraham Lincoln. Many Americans call the holiday Presidents' Day.

<https://ch.usembassy.gov/holiday-calendar/presidents-day-honoring-u-s-presidents-washington-lincoln/>

## PRESIDENTS' DAY SALES

While federal government offices, libraries, and banks are closed on the third Monday in February, in honor of Presidents' Day, many businesses use this day to offer sales.

Retail stores want to get a strong start to the year by selling a lot of goods and products. One way they have found to do this is to offer large discounts on big purchases like furniture, mattresses, electronics, and clothing.

This is a good time to look around and see all of the colorful banners and flags the stores use to attract our attention. We can avoid spending on things we don't need, even if it is offered at a discount.

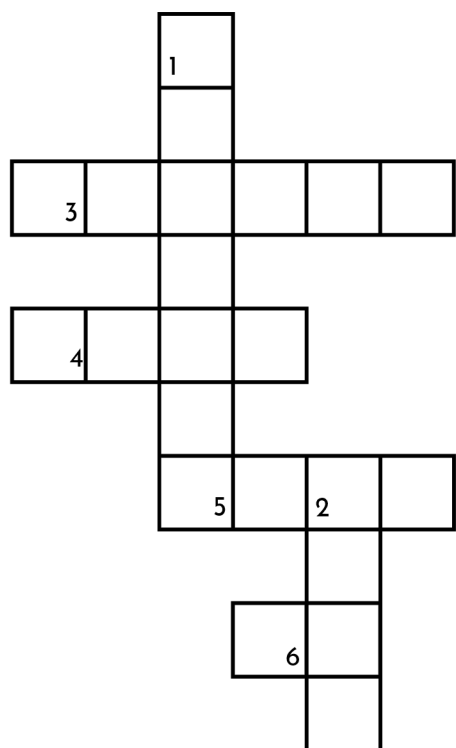


**IF YOU NEED TO MAKE A BIG PURCHASE, YOU CAN SAVE UP FOR IT AND BUY IT AT THE TIME OF YEAR WHEN IT GOES ON SALE.**

# FUN PAGE



## CROSSWORD




### DOWN

- 1,000 times more than a million
- Holds torn paper together

### ACROSS

- A folding case that holds cash.
- Round money made of metal
- A small or short written message
- The opposite of "down"



**What did the stamp say to the envelope on Valentine's Day?**

**I'm stuck on you!**




## BIG WORD, LITTLE WORDS

Write down all the little words you can make from this big word.

**P R E S I D E N T**

# COLOR




# LIFE ACTIVITY




This "life activity" develops skills and builds strategic thinking.

## Advertisements or Ads


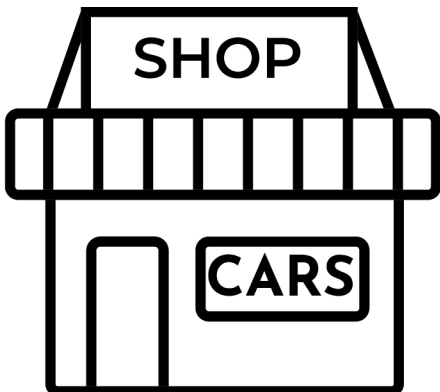
Companies and stores create advertisements or "ads" to encourage us to buy things.  
Draw a line from the store to the type of "ad" that they are running.



TV Ad



Video Ad



Billboard

# LIFE ACTIVITY



## Create Your Own Ad

Create an advertisement (ad) for a product you want to sell. Write words to encourage someone to buy the item. Use bright colors, arrows, stars or anything that will help catch the buyers' attention.



# MONEY MATH

Add up the quarters, dimes, nickels, and pennies to find out how much each piece of candy costs.



          
¢



          
¢





          
¢



          
¢

# CASH CORNER









Color and cut out the cash.  
Use the cash on the next page for a pretend Pop-up Shop.



# POP-UP CANDY SHOP

Start a Pop-up Candy Shop. Color and cut out the items on this page and sell the items in your stand. Decide how much each item costs. Make more products by printing extra pages or designing your own. Give some money to your customer to spend. (Use the cash on the previous page.) Keep some money in an envelope or cash register to give back change.

## CANDY HEARTS



# BUSINESS STORY



## Inspired by The Little Books Of Big Business

Cat Casey loves baking, cats, and riding her bike. She started a business baking pumpkin brownies because there was a request for her product from Mr. Adams at the Blue Moon Cafe. Cat enjoys baking and makes money by selling a product that is in high demand.



Emma Mason is good at math and likes working with numbers. Her grandmother introduced her to bookkeeping which is a needed skill for tracking money that comes in and out of a business. Emma now has other customers she works for, and she helps them keep track of their money.

Max England loves riding bikes, playing with his pets, and sketching animals. He really wanted to buy a new bike so his friends helped him think of the skills he could use to earn money. He turned his experience working with animals into a business that takes care of pets. He also is a good artist and sells pet portraits.



Nick Frank was interested in learning a new skill to make money. His grandpa offered to teach him about woodworking and commercial painting. He learned these new skills over the summer and created a new product to sell to kids.

# BUSINESS EXERCISE




## Interests

Write down your interests and think of a job or business where you can use your interest(s).

### My Interests


### Job or Business

Example: Working with animals




Dog Groomer  
Veterinarian


1.




2.




3.




4.



5.



6.



# EARN MONEY



## Skills



Check off any skills you already have and make a list of skills you want to learn.

$$2+2=4$$

Math



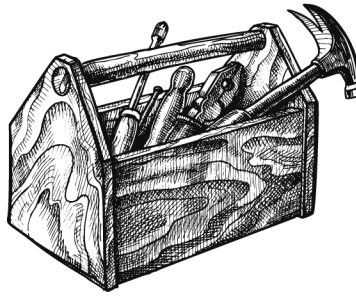
Reading



Talking to people



Crafting



Woodworking



Baking

---

---

---

---

---

---



# INSTRUCTIONAL INFORMATION & ANSWER PAGE

3-4 Money News - Kids read the Let's Play Money newsletter and ask open-ended questions such as: What do you think about that? How does this impact you or our family? What action steps or changes do you think could be made?

5 Fun Page - Words that can be found include dent, tend, rent, send, pine, tide, dine, ripe, site, peer, deer, tire, seed, reed, step, need, pens, nest, rise, diet.


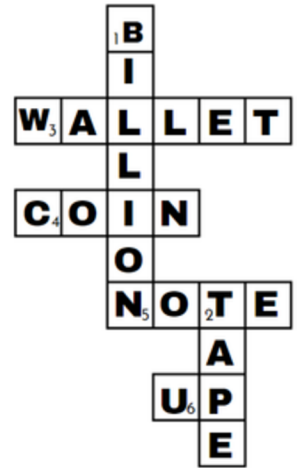
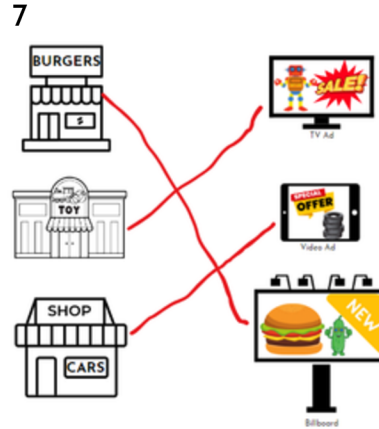
6 Color

8 Kids draw an ad to encourage someone to buy an item. Encourage them to look at other ads and talk about the ways other products are promoted.

9 left to right: top - 16¢, 27¢; bottom - 12¢, 25¢

10 Kids color and cut the cash to use on page

11 Kids color and cut out items for a pretend pop-up candy shop. They give the play cash from page 10 to friends or family members to buy items. They keep some cash to use as change



12 Read and help your kid notice interests and skills connecting to the described jobs.

13 Kids write down interests and brainstorm jobs or businesses that include those interests.

14 Kids check off skills they have and list other skills they have or want to learn.

## Stay Connected!

- **Subscribe to my monthly email list for ongoing resources and VIP products and continue your kid's financial literacy education at [TheLittleBooksOfBigBusiness.com](http://TheLittleBooksOfBigBusiness.com).**
- **If you have other ideas or ways to improve the activities shared here, please feel free to add your personal touch and share with me: [Mara@TheLittleBooksOfBigBusiness.com](mailto:Mara@TheLittleBooksOfBigBusiness.com).**

Financial Literacy Standards in this packet include:

(1) The WA State Financial Education Standards for Grade 2:

- Spending & Saving (2SS 4,8)
- Employment & Income (2E 1,2,3)

(2) NFEC (Grade 2):

- Income, Careers, Business, and Entrepreneurship Standards: Identify jobs that align with personal interests and strengths. Discover jobs and tasks that can be done at home to help out and earn money now.

Continue the momentum!

Help kids develop essential money management skills for life.

Order next month's Let's Play Money printable packet or subscribe monthly!

[www.TheLittleBooksOfBigBusiness.com](http://www.TheLittleBooksOfBigBusiness.com)