



WELCOME!

The Let's Play Money printable packet is designed to inspire kids' interest in financial literacy, build money knowledge and habits, and serve as a tool to spark conversations about financial topics.

Each grade-level packet is full of skill-building games, puzzles, and other interactive activities based on financial literacy standards set forth by the National Financial Educators Council, the Washington State Financial Literacy Standards, and the National Content Standards for Entrepreneurship Education.

Learning about money fosters literacy (financial literacy is tied directly to strong reading literacy), numeracy (working with numbers), and sound practices (forming good habits, planning, and strategizing). To that end, each packet offers integrated opportunities to build reading and math skills while developing financial competencies.

According to the National Financial Educators Council, kids' financial habits are set by ages 7-9. It's never too soon to talk to kids about money, and the Let's Play Money packets are here to help you start those conversations with your kids. Now is the time!

Congratulations on taking this important step!

Mara Williams

Author - The Little Books Of Big Business
 Certified Financial Literacy Educator



Don't forget to follow me & check out additional resources on my [YouTube channel!](#)



YouTube Kids



THANK YOU FOR YOUR ORDER!

This is the June **Let's Play Money printable packet for 1st graders.**

GET STARTED

- Set up a regular schedule for Let's Play Money to build regular engagement.
- Print the Let's Play Money pages.
- Share the entire packet or offer individual pages for your kid to complete.
- Build opportunities to engage in real-life, money-oriented activities and conversations during the month.
- Go over your kid's work with them and check the answer key at the end of the packet.

CONTENTS

1	Welcome Page
2	Table of Contents
3-4	Money News
5	Fun Page
6	Color
7-8	Life Activity
9	Money Math
10	Cash Corner
11	Garage Sale
12-14	Business Story & Exercises
15	Reading Log
16	Instructional Information & Answer Page



LET'S PLAY MONEY

SUMMER VACATION!




Summer vacation is a special time when school takes a break, and you have lots of time to play and have fun! During summer vacation, the weather is usually warm and sunny, so you

can go outside to play games, go swimming, or have picnics in the park with your family and friends. You might also go on trips to visit new places or spend time with grandparents. Summer vacation is a time to relax, explore, and make lots of happy memories before going back to school in the fall.

PICK UP A BOOK FOR FUN!

Summer reading helps you become a better reader while having fun. Did you know that kids who read during the summer can improve their reading skills by up to 30%?



Reading book not only introduces you to new worlds but also helps kids learn new words. Summer vacation is the perfect time to grab your favorite book and dive into a world of imagination. Whether you're at home, in a cozy blanket fort, or outside under a shady tree, reading is always an adventure!

PICK YOUR FLAVOR...




What's your favorite flavor of ice cream? There are so many delicious options like chocolate, vanilla, strawberry, and more! Each flavor is special in its own way. Do you have a favorite that you love to eat on a hot summer day?

My favorite ice cream flavor is:



OUTSIDE FUN!

The warm summer weather makes it fun to do things outside. There's playing tag, riding bikes, having picnics, or even exploring nature. You can go on scavenger hunts, play with water toys, fly kites, blow bubbles, or just lie on the grass and watch clouds. Outside is full of fun things to do! What's your favorite outdoor activity?









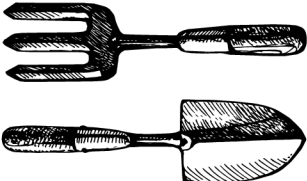





My favorite outdoor activity is:




OUTDOOR FUN SCAVENGER HUNT

Go outside and find as many items listed below. Make a check mark in each box when you find each item. Count up the total number of items you find.

 Leaf	 Bird	 Log
 Flower	 Cat	 Grass
 Rock	 Dog	 Tools
 Pinecone	 Bug	 Branch

COLOR



LIFE ACTIVITY



Saving Money

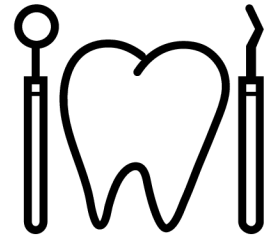
Saving money means keeping your money safe so you can use it a later time. It helps make sure you have enough money for the things you need and want throughout the year. Color each item.



COMPUTER




PET CARE




DENTAL
WORK



GIFTS



SPORTS



VACATION

What is something that you and your family want to save for?

LIFE ACTIVITY



Save My Money

Draw a picture of something that you want or need.


A large, empty rectangular box with a dashed black border, intended for a child to draw a picture of something they want or need.

How much does it cost? _____

Where will you save your money? _____

MONEY MATH

Calculate the amount of change to be returned on each of the purchases.



\$9

-6




\$5

-2



\$12

-10











\$7

-5

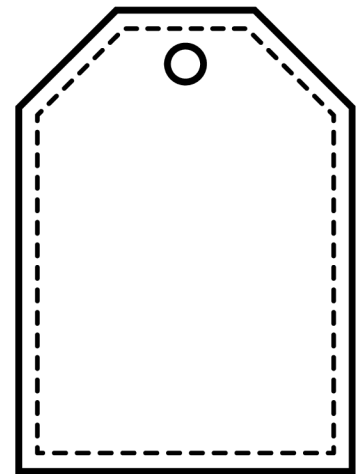

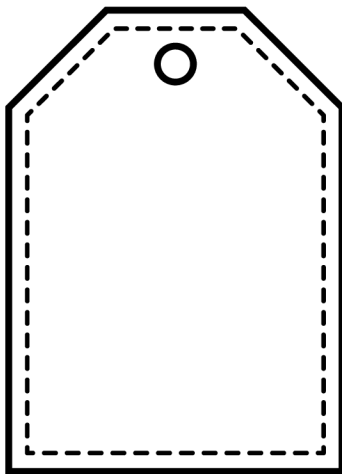
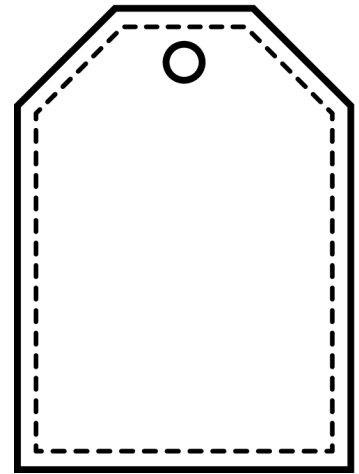

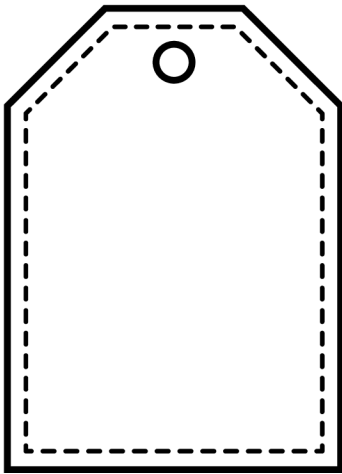
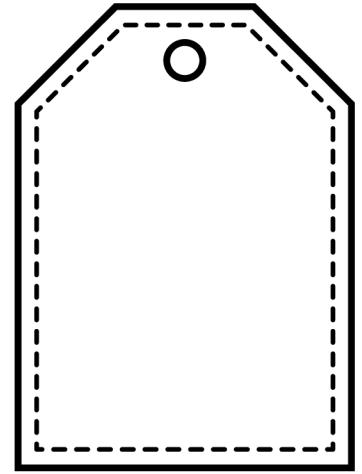


CASH CORNER

Color and cut the cash.
Use the cash on the next page for a play Garage Sale.




GARAGE SALE

A garage sale or sidewalk sale is a sale of used items that are no longer needed. Gather items you no longer need and have a "sale" for your family or friends. Use the pretend cash on page 10, or, with an adult's permission and help, put on a real sale where you collect real cash for items you sell. Decide how much each item costs. If you are using pretend money (see the previous page), give some to your customers to spend. With pretend or real cash, be sure to have some money in an envelope or cash register to give back as change when a customer buys one of your used items.





Excerpt From
"Nick Frank Turns Carpentry Into Cash"




It took me six hours to finish sanding and painting. I didn't realize how long it would take me to lay out the sheets, tape off the windows, and clean up.

After putting the ladder away and taking things to the garage, I wrote down my hours. I arrived at nine o'clock and worked until three-thirty in the afternoon. I took a thirty-minute break to eat my lunch, but I didn't bill her for that time. In total, I charged Mrs. Woodward for six hours of labor

The next day I arrived again at nine o'clock. I was much quicker with my setup because I knew what I was doing. I got the window boxes painted in three hours exactly. I ate an apple while I worked to keep going without stopping. I used up all of Mrs. Woodward's old paint, but some new paint was left in the can, plus a few sheets of sandpaper and a little bit of tape was left over. Since she was paying for the "materials," I put them on a shelf in the garage. I also cleaned up the brush and put away the ladder as I had done the day before. I took a sheet out of my notebook and wrote up a bill.

After Mrs. Woodward paid Nick, he went straight home.

I went home and spread the cash on the kitchen table. I exchanged one of the \$20 bills with my mom, who had four \$5 bills in her wallet. I set \$25 aside for my dad to reimburse him for Mrs. Woodward's paint and sandpaper. That left \$95, which I took to my room and tucked in a drawer under my socks.



BUSINESS EXERCISE




Make A Flyer

It's important to advertise your services so you can get customers. Design a colorful flyer that includes words and drawings that explain what type of service you are offering. Include your name and information about how customers can contact you.

A large, empty rectangular area defined by a thick, black dashed border, intended for the student to draw and write their flyer design.

JUNE READING LOG

Color 1 ice cream cone for every 20 minutes of reading this month.



Write down the titles of the books you are reading:

INSTRUCTIONAL INFORMATION & ANSWER PAGE

- 3-4 Kids read the Let's Play Money newsletter. Encourage them to think about their summer plans.
- 5 Kids go outside and look for the items on the scavenger hunt sheet. They should check off each item found. This can be done in a single session or over a week's or month's time.
- 6 Kids color the design.
- 7 Kids color the items. Discuss with your kid the importance of saving for items that are needed in the future. Help your kid determine when during the year they or your family might need to pay for these items or services.
- 8 Kids draw a picture of something they want or need. Have them write down the price of each item. Help them create a safe place to save money for the item (if they plan to save up for it). Examples include a piggy bank, a money envelope, or a savings account at a bank.
- 9 kite: \$3; ice cream: \$3; glasses: \$2; ball: \$2
- 10 Kids color and cut the cash to use on page 11.
- 11 Kids cut-out and design tags for a real or play Garage Sale. Shop. They can use the play cash from page 10 to play Garage Sale with friends or family members, or they can accept real cash in a real setting.
- 12 Kids read the business story.
- 13 Kids make a list of services they can offer.
- 14 Kids design a flyer to advertise the type of service they are willing to do to help others.
- 15 Reading time can be shared with an adult or kids can look through and/or read books independently.

Stay Connected!

Financial Literacy Standards in this packet include:

(1) The WA State Financial Education Standards for Grade 1:

- Spending & Saving (1 SS) 1, 2

(2) NFEC (Grade 1):

- Accounts, Savings, Budgeting, and Investment Standards:
Explain how savings help us prepare for the cost of things we need, things we want, and emergencies that might happen.

- **Subscribe to my monthly email list for ongoing resources and VIP products and continue your kid's financial literacy education at TheLittleBooksOfBigBusiness.com.**

- **If you have other ideas or ways to improve the activities shared here, please feel free to add your personal touch and share with me: Mara@TheLittleBooksOfBigBusiness.com.**

Continue the momentum!

Help kids develop essential money management skills for life.

Order next month's Let's Play Money printable packet or subscribe monthly!

www.TheLittleBooksOfBigBusiness.com