



# WELCOME!

**Let's Play Money**  
**Preschool/Kindergarten (PK)**

The Let's Play Money printable packet is designed to inspire kids' interest in financial literacy, build money knowledge and habits, and serve as a tool to spark conversations about financial topics.

Each grade-level packet is full of skill-building games, puzzles, and other interactive activities based on financial literacy standards set forth by the National Financial Educators Council, the Washington State Financial Literacy Standards, and the National Content Standards for Entrepreneurship Education.

Learning about money fosters literacy (financial literacy is tied directly to strong reading literacy), numeracy (working with numbers), and sound practices (forming good habits, planning, and strategizing). To that end, each packet offers integrated opportunities to build reading and math skills while developing financial competencies.

According to the National Financial Educators Council, kids' financial habits are set by ages 7-9. It's never too soon to talk to kids about money, and the Let's Play Money packets are here to help you start those conversations with your kids. Now is the time!

Congratulations on taking this important step!

*Mara Williams*

Author - The Little Books Of Big Business  
 Certified Financial Literacy Educator



**Don't forget to follow me & check out additional resources on my [YouTube channel!](#)**





# THANK YOU FOR YOUR ORDER!

**This is the December **Let's Play Money** printable packet for **Preschool/Kindergarten (PK)**.**

## GET STARTED

- Set up a regular schedule for Let's Play Money to build regular engagement.
- Print the Let's Play Money pages.
- Share the entire packet or offer individual pages for your kid to complete.
- Build opportunities to engage in real-life, money-oriented activities and conversations during the month.
- Go over your kid's work with them and check the answer key at the end of the packet.

## CONTENTS

1	Welcome Page
2	Table of Contents
3-4	Money Stories & Activities
5	Numbers Page
6	Color
7-8	Life Activity Pages
9	Money Math
10	Cash Corner
11	Pop-up Bakery
12-14	Business Story & Exercises
15	Bookmarks
16	Instructional Information & Answer Page

### Supplies Needed



# LET'S PLAY MONEY

## WINTER TIME

December is the start of winter, when it gets cold, and sometimes snows. Winter break is a time when kids don't have school and can play, spend time with family, and have fun.



Some families celebrate holidays like Christmas or Hanukkah. Winter begins on December 21st, the shortest day of the year.

## HOT COCOA


Hot cocoa, also known as hot chocolate, is a warm, yummy drink. When it's cold outside, holding a cup of hot chocolate helps us feel cozy and warm.



This drink is made with milk and chocolate, and some people like to add marshmallows on top. This combination of ingredients makes hot cocoa a favorite treat during chilly weather.


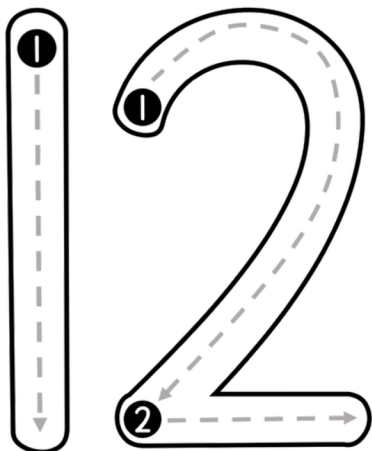
# TRACE & COLOR

Trace the lines and color the hat.

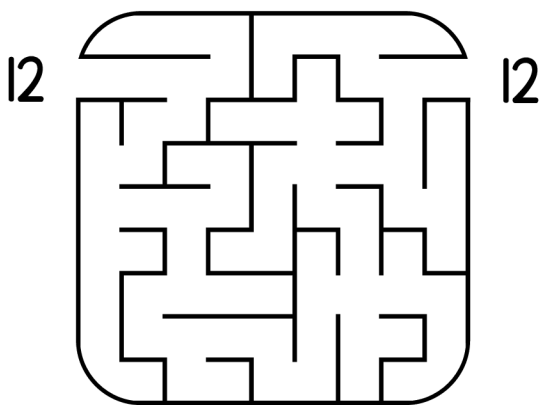


# NUMBERS PAGE

12



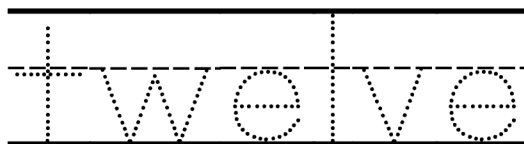
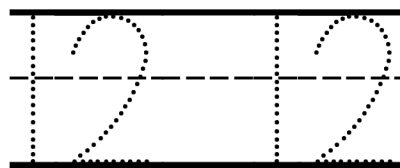
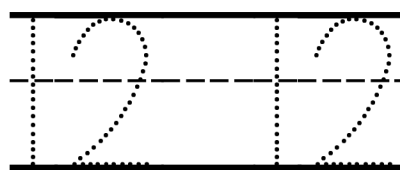
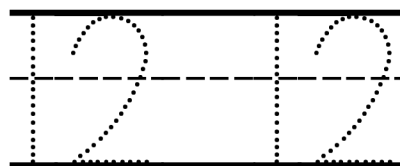
Join the numbers!



Color all the boxes with the number 12


10	9	12
12	2	7
3	12	1
11	5	10

Trace



# COLOR

Color the gingerbread cookie.




# LIFE ACTIVITY



## Helping Hands

The holidays are a lot of fun, and some of the fun requires planning and work. Kids can lend a helping hand and share in the planning and work. As helpers, kids can make the holidays easier. One thing that kids can do is help bake and decorate cookies!

**Color the homemade cookies and baking supplies.**



# LIFE ACTIVITY



## Thank You!

Saying "thank you" when we get holiday presents is important because it shows we're grateful for the gifts we receive. A thank you note lets people know we appreciate the time, thought, and kindness they put into choosing something special for us.

**Color and cut out the card. Fold it in half.**

**Write a note of thanks inside the card and give it to some**

THANK  
YOU!



# MONEY MATH

Add up the coins and write the amount in each piggy bank.



¢

\_\_\_\_\_



¢

\_\_\_\_\_



¢

\_\_\_\_\_









¢

\_\_\_\_\_

# CASH CORNER

Color and cut the cash.  
Use the cash on the next page for a pretend Pop-up Shop.



# POP-UP BAKERY

Start a Pop-up Bakery. Color and cut out the items on this page and sell the items in your stand. Decide how much each item costs. Make more products by printing extra pages or designing your own. Give some money to your customer to spend. (Use the cash on the previous page.) Keep some money in an envelope or cash register to give back change.

# PUMPKIN PIE





**Excerpt from  
“Emma Mason Turns Paperwork Into A Profit”**

Over the holiday break, I spent most of my time at my grandparents' house. They live on a Christmas tree farm. Grandpa grew up on the farm and his father, my great-grandfather, planted the first batch of trees when he was a young boy.



Grandpa spends the year tending the trees on the farm, and the day after Thanksgiving, he opens for business. People come from all over to cut their own Christmas trees, drink hot cocoa, and have their picture taken on “The Sleigh.”

Most people think of a sleigh as the sled that Santa rides in when he flies around with his reindeer. My grandpa’s “sleigh” is a bright red truck that is over fifty years old. He polishes that truck until it shines like an apple. Then he fills the back of it with blankets, pillows, and bales of hay and lets families take pictures. He has a beautiful golden retriever that follows him everywhere he goes and loves to go for rides in the truck.

Behind the house, there is a large white barn where Grandpa stores “The Sleigh” at night. In the barn during the holiday season, my grandparents set up a hot cocoa station with marshmallows and whipped cream.






## Marketing

Grandpa has a spot in the back of his big red truck where families can take pictures together. It's a fun, free activity that helps bring more people to the farm to buy trees. When families share their photos with friends, more people hear about the farm. This is a way to show people how much fun they can have there, which helps bring in more customers.

**Color the truck and add lights, a wreath, presents, or any decorations to make it fun for photos. You may even draw your family posing for a photo with the truck.**



# BUSINESS EXERCISE

## Marketing





The tree farm is open for business! Color the signs that Grandpa uses to attract customers.

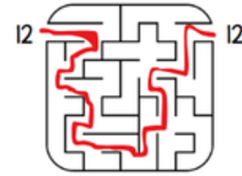


# BOOKMARKS

Color the winter bookmarks. Cut out and use them yourself or give them as gifts.



# INSTRUCTIONAL INFORMATION & ANSWER PAGE



- 3 Read this page with your kid and discuss it.
- 4 Kids trace the lines and color the hat.
- 5 Kids practice writing and working with the number twelve.
- 6 Kids color the cookie.
- 7 Kids color the pictures. Optional: Talk about ways kids can help around the house.
- 8 Kids color and cut out and fold the card. They use it to write a thank you note to someone they appreciate.
- 9 Left to right: 11¢, 20¢, 27¢, 50¢
- 10 Kids color and cut the cash to use on page 11.
- 11 Kids color and cut-out items for a pretend pop-up bakery. They give the play cash from page 10 to friends or family members to buy items. They keep some cash to use as change.
- 12 Kids read the business story independently or with an adult.
- 13 Kids color and decorate the truck and surrounding area with seasonal colors and items.
- 14 Kids color the signs.
15. Kids color and cut out the bookmarks. They can use them or give them as gifts.

The Financial Literacy Standards in this packet include:

(1) The WA State Financial Education Standards for Kindergarten:

- Spending & Saving (KSS) 5, 6
- Financial Decision Making (KFD) 2

(2) NFEC (PK)

- Financial Psychology Standards: Identify the difference between needs and wants and explain that both needs and wants cost money. Model numbers from 1-10, using dollar bills.

## Stay Connected!

- **Subscribe to my monthly email list for ongoing resources and VIP products and continue your kid's financial literacy education at [TheLittleBooksOfBigBusiness.com](http://TheLittleBooksOfBigBusiness.com).**
- **If you have other ideas or ways to improve the activities shared here, please feel free to add your personal touch and share with me: [Mara@TheLittleBooksOfBigBusiness.com](mailto:Mara@TheLittleBooksOfBigBusiness.com).**

Continue the momentum!

Help your kid develop essential money management skills for life.

Order next month's Let's Play Money printable packet or subscribe monthly!

[www.TheLittleBooksOfBigBusiness.com](http://www.TheLittleBooksOfBigBusiness.com)